

LAW, ORDER AND DEFENCE EXPENDITURE

Two essential tasks of a government are to protect the state from external aggression and maintain law and public order within its frontiers.

Definition

The table is taken from national accounts sources, and the data conform to the definitions of the 1993 *System of National Accounts*. The expenditures cover all expenditures whether current or capital.

Law and order covers the police forces, intelligence services, prisons and other correctional facilities, the judicial system, and ministries of internal affairs. Note that the figures shown here do not include the costs of government-mandated security arrangements at airports, seaports and other border crossings. Nor, of course, do they include the provision of security in shopping-malls, football matches, concerts and other public gatherings, all of which have certainly increased in recent years.

Comparability

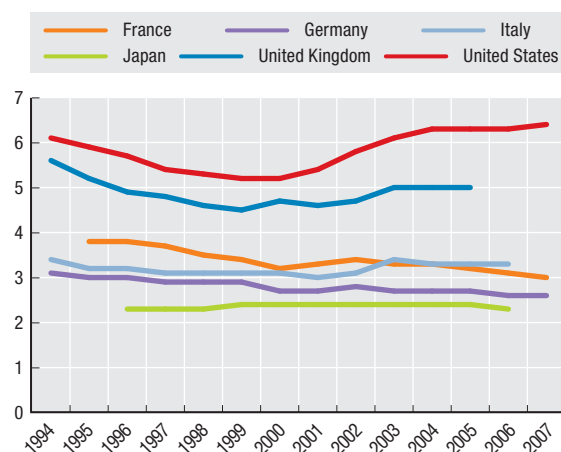
Data are taken from national accounts sources and have been compiled according to the Classification of the Functions of Government (COFOG). In general, the data are


broadly comparable. Nevertheless for Japan law, order and defence expenditure refers to fiscal year whereas GDP refers to calendar year.

For New Zealand data refer to fiscal year.

Law, order and defence expenditure

As a percentage of GDP



StatLink  <http://dx.doi.org/10.1787/538001347317>

Long-term trends

Within the total, the shares of the two components – law and order and defence – vary considerably between countries with high shares for defence expenditures in the United States, Greece, Korea, Norway and Denmark and high shares for law and order in Iceland, Luxembourg, and Ireland. Typically, for most countries shown in the table, expenditures on law and order were larger at the end of the period than expenditures on defence, with the ratio between the two having grown in most countries since the beginning of the period.

In 2006 – the latest year for which most countries can supply data – overall expenditure as a share of GDP was highest in the United States, which recorded a significant increase in expenditures compared to 1996, and the United Kingdom, and lowest in Luxembourg, Iceland and Ireland. In the majority of countries these percentages have fallen since 1996 with particularly large falls in Norway, Sweden, the Czech Republic, Ireland and France.

Source

- OECD (2008), *National Accounts of OECD Countries*, OECD, Paris.

Further information

Analytical publications

- OECD (2004), *The Security Economy*, OECD, Paris.

Methodological publications

- UN, OECD, IMF, Eurostat (eds.) (1993), *System of National Accounts 1993*, United Nations, Geneva, Paragraph XVIII.9, <http://unstats.un.org/unsd/sna1993>.

Online databases

- *Annual National Accounts*.

Law, order and defence expenditure

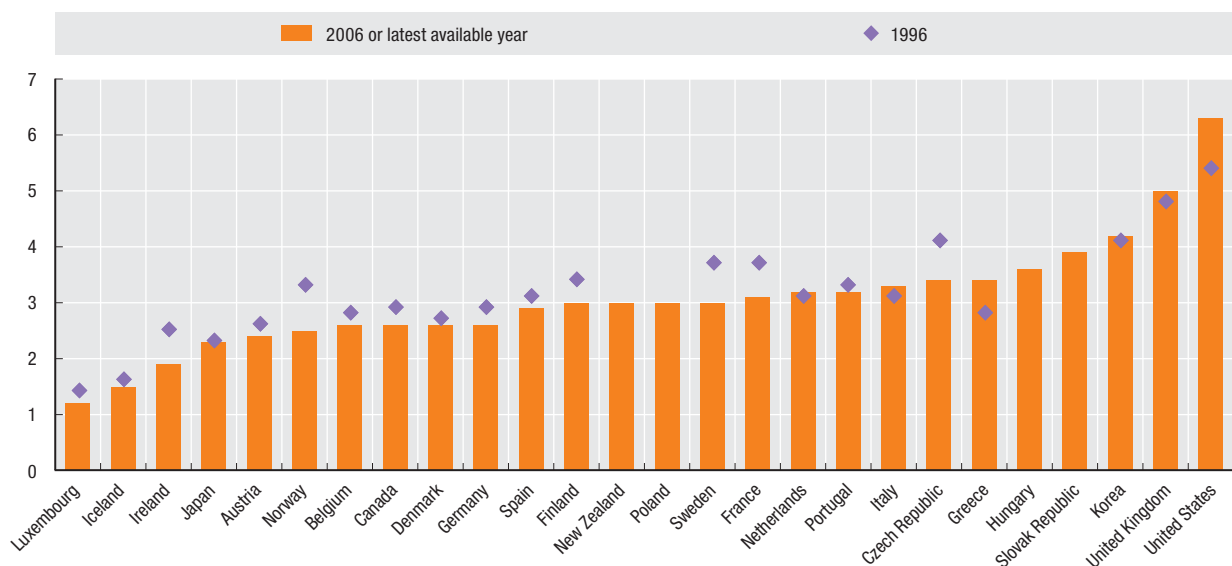

As a percentage of GDP


	1994	1995	1996	1997	1998	1999	2000	2001	2002	2003	2004	2005	2006	2007
Austria	..	2.6	2.6	2.6	2.6	2.6	2.5	2.4	2.4	2.4	2.4	2.4	2.4	2.3
Belgium	3.0	2.9	2.9	2.8	2.8	2.8	2.7	2.8	2.9	2.9	2.8	2.7	2.6	..
Canada	3.4	3.3	3.2	2.9	3.0	2.9	2.7	2.8	2.7	2.7	2.6	2.6	2.6	..
Czech Republic	..	4.5	4.1	4.1	3.7	4.0	4.1	3.8	3.7	4.2	3.5	3.9	3.4	..
Denmark	2.9	2.8	2.7	2.7	2.7	2.6	2.5	2.6	2.6	2.6	2.6	2.5	2.6	2.6
Finland	3.7	3.5	3.6	3.4	3.2	3.0	2.9	2.8	2.7	2.9	3.1	3.2	3.0	..
France	..	3.8	3.8	3.7	3.5	3.4	3.2	3.3	3.4	3.3	3.3	3.2	3.1	3.0
Germany	3.1	3.0	3.0	2.9	2.9	2.9	2.7	2.7	2.8	2.7	2.7	2.7	2.6	2.6
Greece	..	2.2	2.5	2.8	2.9	3.8	4.7	4.5	4.7	4.2	4.0	3.6	3.4	..
Hungary	3.2	3.8	3.5	3.4	3.4	3.6	..
Iceland	1.6	1.5	1.5	1.5	1.5	1.5	1.6	1.5	1.5	1.5	..
Ireland	3.0	2.7	2.6	2.5	2.5	2.2	2.1	2.2	2.0	1.9	2.0	1.8	1.9	..
Italy	3.4	3.2	3.2	3.1	3.1	3.1	3.1	3.0	3.1	3.4	3.3	3.3	3.3	..
Japan	2.3	2.3	2.3	2.4	2.4	2.4	2.4	2.4	2.4	2.4	2.3	..
Korea	..	4.1	4.2	4.1	4.2	4.0	3.9	3.8	3.8	3.8	3.8	4.1	4.2	..
Luxembourg	1.3	1.3	1.3	1.4	1.3	1.1	1.1	1.2	1.3	1.3	1.3	1.3	1.2	1.2
Netherlands	..	3.3	3.3	3.1	3.0	3.1	3.0	3.1	3.2	3.3	3.2	3.2	3.2	3.2
New Zealand	2.9	2.7	3.0
Norway	3.4	3.3	3.4	3.3	2.9	2.9	3.2	3.1	2.9	2.5	2.5	..
Poland	2.8	2.9	2.6	2.8	3.0	..
Portugal	..	3.3	3.4	3.3	3.3	3.2	3.3	3.2	3.3	3.4	3.4	3.4	3.2	..
Slovak Republic	3.7	2.3	3.7	3.9	..
Spain	..	3.4	3.2	3.1	3.0	3.0	2.9	3.0	3.0	2.9	2.9	2.9	2.9	..
Sweden	..	3.8	3.9	3.7	3.7	3.8	3.6	3.5	3.5	3.4	3.2	3.1	3.0	..
United Kingdom	5.6	5.2	4.9	4.8	4.6	4.5	4.7	4.6	4.7	5.0	5.0	5.0
United States	6.1	5.9	5.7	5.4	5.3	5.2	5.2	5.4	5.8	6.1	6.3	6.3	6.3	6.4

StatLink  <http://dx.doi.org/10.1787/544045214367>

Law, order and defence expenditure

As a percentage of GDP

StatLink  <http://dx.doi.org/10.1787/537876651863>



From:
OECD Factbook 2009
Economic, Environmental and Social Statistics

Access the complete publication at:
<https://doi.org/10.1787/factbook-2009-en>

Please cite this chapter as:

OECD (2009), "Law, order and defence expenditure", in *OECD Factbook 2009: Economic, Environmental and Social Statistics*, OECD Publishing, Paris.

DOI: <https://doi.org/10.1787/factbook-2009-79-en>

This work is published under the responsibility of the Secretary-General of the OECD. The opinions expressed and arguments employed herein do not necessarily reflect the official views of OECD member countries.

This document and any map included herein are without prejudice to the status of or sovereignty over any territory, to the delimitation of international frontiers and boundaries and to the name of any territory, city or area.

You can copy, download or print OECD content for your own use, and you can include excerpts from OECD publications, databases and multimedia products in your own documents, presentations, blogs, websites and teaching materials, provided that suitable acknowledgment of OECD as source and copyright owner is given. All requests for public or commercial use and translation rights should be submitted to rights@oecd.org. Requests for permission to photocopy portions of this material for public or commercial use shall be addressed directly to the Copyright Clearance Center (CCC) at info@copyright.com or the Centre français d'exploitation du droit de copie (CFC) at contact@cfcopies.com.