

GOVERNMENT SUPPORT FOR FISHING

Catches from sea fishing have been declining as a result of over-fishing and because of national and international measures to preserve remaining fish resources. This has been particularly marked in the Northern Hemisphere and, to cushion the adjustment burden, has led governments in many OECD countries to provide financial support to the fishing industry.

Definition

The time series, "Government financial transfers (GFT)" provides an indicator of the financial support received by the fisheries sector. GFT consists of direct revenue enhancing transfers (direct payments), transfers that reduce the operating costs, and the costs of general services provided to the fishing industry. These general services consist mainly of fishery protection services and fisheries management but also include the costs of local area weather forecasting and the costs of navigation and satellite surveillance systems designed to assist fishing fleets.

Comparability

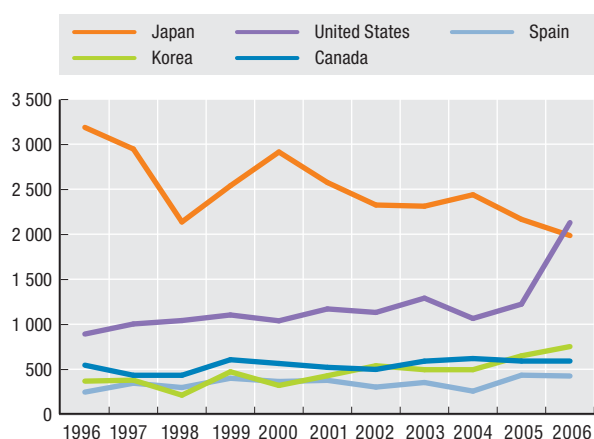
The data are relatively comprehensive and consistent across the years although some year-to-year variations must be interpreted with caution as they may reflect changes in national statistical systems. Note too that the general services provided by governments may contain large and irregular capital investments. Also it should be noted that for some types of GFT (e.g. at maritime surveillance) these may be covered by another agency than fisheries agencies (e.g. in some countries maritime surveillance is carried out by the marine) and data may therefore not be available. Some figures, in particular later years, are preliminary in nature.

Long-term trends

While total transfers (preliminary) peaked at 7 billion USD in 2006, overall transfers to the fishing industry in OECD countries, have been fluctuating at around USD 6 billion over the last decade. The peak 2006 figure, among other things, reflects in particular a change in the way the United States records its enforcement and surveillance costs. Over the past decade GFTs represent around 18% of the value of the total catch from capture fisheries. United States and Japan are the largest spenders, contributing 30% and 27% respectively of total OECD transfers in 2006. Based on data for the last decade, the majority of GFTs are for fisheries management, research and enforcement (38% of total GFTs in OECD countries) and infrastructure expenditure (39%). The remaining spending consists of vessel decommissioning schemes (7%), income support (5%), access agreements (3%), vessel construction and modernisation (3%) and other cost reducing transfers and direct payments general services (5%).

GFT to fishing for selected countries

Million US dollars



StatLink <http://dx.doi.org/10.1787/538077265507>

Source

- OECD (2007), *Review of Fisheries in OECD Countries: Vol. 2 – Country Statistics, 2002-2004, 2006 Edition*, OECD, Paris.

Further information

Analytical publications

- Cox, A. (2003), *OECD Work on Defining and Measuring Subsidies in Fisheries*, OECD, Paris.
- Cox, A. and C. Schmidt (2003), *Subsidies in the OECD Fisheries Sector: A Review of Recent Analysis and Future Directions*, background paper for the FAO Expert Consultation on Identifying, Assessing and Reporting on Subsidies in the Fishing Industry, Rome, 3-6 December 2002.
- Cox, A. (2004), *Subsidies and Deep-Sea Fisheries Management: Policy Issues and Challenges*, OECD, Paris.
- OECD (2000), *Transition to Responsible Fisheries: Economic and Policy Implications*, OECD, Paris.
- OECD (2005), *Environmentally Harmful Subsidies: Challenges for Reform*, OECD, Paris.
- OECD (2006), *OECD Sustainable Development Studies – Subsidy Reform and Sustainable Development: Economic, Environmental and Social Aspects*, OECD, Paris.
- OECD and FAO (2008), *Globalisation and Fisheries – Proceedings of an OECD-FAO Workshop*, OECD, Paris.
- OECD (2006), *Financial Support to Fisheries: Implications for Sustainable Development*, OECD, Paris.
- OECD (2007), *Structural Change in Fisheries: Dealing with the Human Dimension*, OECD, Paris.
- OECD (2009), *Reducing Fish Capacity: Best Practices for Decommissioning Schemes*, OECD, Paris.

Websites

- OECD Fisheries, www.oecd.org/fisheries.



Government financial transfers to fishing

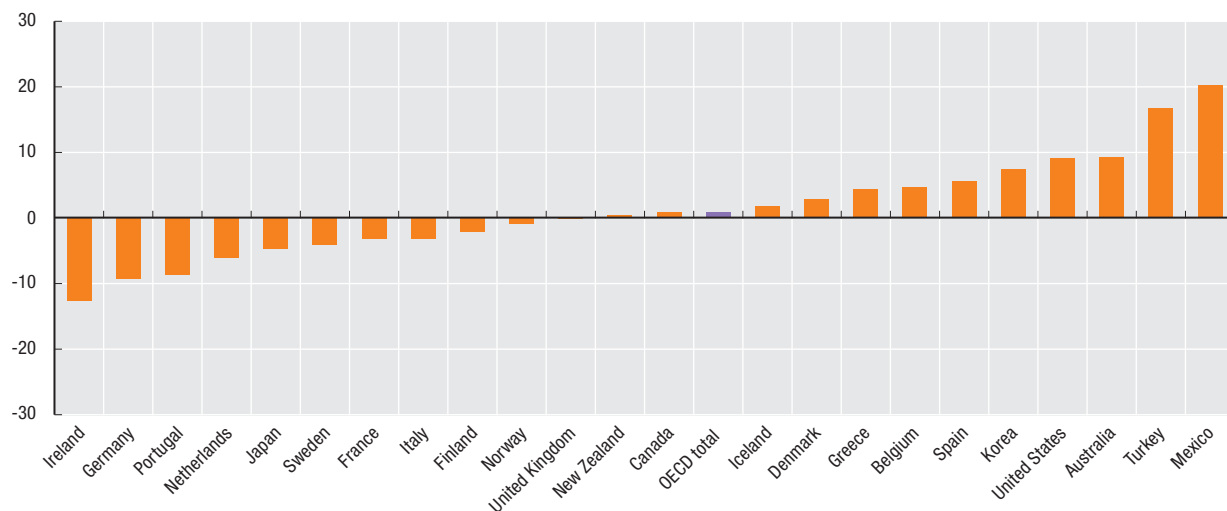
Thousand US dollars

	1996	1997	1998	1999	2000	2001	2002	2003	2004	2005	2006
Australia	37 391	41 230	82 272	75 902	78 038	95 558	95 560	46 299	89 991
Belgium	4 970	4 949	..	4 473	6 849	2 830	1 607	1 668	6 328	8 613	7 757
Canada	545 301	433 309	..	606 443	564 497	521 355	497 771	589 975	618 787	591 000	591 000
Denmark	85 771	82 030	90 507	27 765	16 316	..	68 769	37 659	28 505	58 108	113 213
Finland	28 978	26 198	26 888	19 236	13 908	16 510	16 025	20 231	19 397	24 817	23 399
France	158 203	140 807	..	71 665	166 147	141 786	155 283	179 740	236 811	126 194	113 779
Germany	81 567	63 215	16 488	31 276	29 834	28 988	28 208	33 890	18 326	30 928	30 741
Greece	52 308	46 958	26 908	43 030	87 315	86 957	88 334	119 045	35 500	61 013	79 586
Iceland	43 770	38 678	36 954	39 763	41 978	28 310	28 955	48 348	55 705	64 326	52 447
Ireland	112 673	98 880	..	143 184	63 632	64 960	21 448	22 144	29 430
Italy	162 625	91 811	..	200 470	217 679	231 680	159 630	149 270	170 055	119 239	119 239
Japan	3 186 363	2 945 785	2 135 946	2 537 536	2 913 149	2 574 086	2 323 601	2 310 744	2 437 934	2 165 198	1 985 074
Korea	367 793	378 994	211 927	471 556	320 449	428 313	538 695	495 280	495 280	649 387	752 153
Mexico	14 201	16 808	177 000	114 000	84 973	89 074
Netherlands	39 927	35 849	1 389	12 779	12 443	6 569	5 218	13 685	21 349
New Zealand	37 241	40 397	29 412	29 630	27 273	15 126	18 981	38 325	50 134	32 197	38 566
Norway	172 694	163 437	153 046	180 962	104 564	99 465	156 340	139 200	142 315	149 521	159 516
Portugal	71 847	65 077	..	28 674	25 578	25 066	24 899	26 930	26 930	32 769	29 340
Spain	246 473	344 581	296 642	399 604	364 096	376 614	301 926	353 290	256 569	433 786	425 361
Sweden	62 320	53 452	26 960	31 053	25 186	22 505	24 753	30 650	34 422	36 603	41 533
Turkey	28 665	15 114	..	1 277	26 372	17 721	16 167	16 300	59 500	98 072	133 882
United Kingdom	115 359	128 066	90 833	75 968	81 394	73 738	..	82 691	87 487	103 150	114 659
United States	891 160	1 002 580	1 041 000	1 103 100	1 037 710	1 169 590	1 130 810	1 290 440	1 064 400	1 222 500	2 128 807
OECD total	6 547 600	6 258 205	4 183 511	6 046 665	6 153 955	5 949 321	5 734 867	6 307 763	6 080 611	6 174 521	7 169 896


StatLink <http://dx.doi.org/10.1787/544068602375>

Government financial transfers to fishing

Average annual growth in percentage, 1996-2006 or latest available period



StatLink <http://dx.doi.org/10.1787/538051105732>



From:
OECD Factbook 2009
Economic, Environmental and Social Statistics

Access the complete publication at:
<https://doi.org/10.1787/factbook-2009-en>

Please cite this chapter as:

OECD (2009), "Government support for fishing", in *OECD Factbook 2009: Economic, Environmental and Social Statistics*, OECD Publishing, Paris.

DOI: <https://doi.org/10.1787/factbook-2009-81-en>

This work is published under the responsibility of the Secretary-General of the OECD. The opinions expressed and arguments employed herein do not necessarily reflect the official views of OECD member countries.

This document and any map included herein are without prejudice to the status of or sovereignty over any territory, to the delimitation of international frontiers and boundaries and to the name of any territory, city or area.

You can copy, download or print OECD content for your own use, and you can include excerpts from OECD publications, databases and multimedia products in your own documents, presentations, blogs, websites and teaching materials, provided that suitable acknowledgment of OECD as source and copyright owner is given. All requests for public or commercial use and translation rights should be submitted to rights@oecd.org. Requests for permission to photocopy portions of this material for public or commercial use shall be addressed directly to the Copyright Clearance Center (CCC) at info@copyright.com or the Centre français d'exploitation du droit de copie (CFC) at contact@cfcopies.com.