



OECD DEVELOPMENT CENTRE

Working Paper No. 283

ARE SOVEREIGN WEALTH FUNDS' INVESTMENTS  
POLITICALLY BIASED?  
A COMPARISON WITH MUTUAL FUNDS

by

Rolando Avendaño and Javier Santiso

Research area:  
Global Development Outlook

---



## DEVELOPMENT CENTRE WORKING PAPERS

This series of working papers is intended to disseminate the Development Centre's research findings rapidly among specialists in the field concerned. These papers are generally available in the original English or French, with a summary in the other language.

Comments on this paper would be welcome and should be sent to the OECD Development Centre, 2, rue André Pascal, 75775 PARIS CEDEX 16, France; or to [dev.contact@oecd.org](mailto:dev.contact@oecd.org). Documents may be downloaded from: <http://www.oecd.org/dev/wp> or obtained via e-mail ([dev.contact@oecd.org](mailto:dev.contact@oecd.org)).



THE OPINIONS EXPRESSED AND ARGUMENTS EMPLOYED IN THIS DOCUMENT ARE THE SOLE RESPONSIBILITY OF THE AUTHORS AND DO NOT NECESSARILY REFLECT THOSE OF THE OECD OR OF THE GOVERNMENTS OF ITS MEMBER COUNTRIES

©OECD (2009)

Applications for permission to reproduce or translate all or part of this document should be sent to [rights@oecd.org](mailto:rights@oecd.org).

## CENTRE DE DÉVELOPPEMENT DOCUMENTS DE TRAVAIL

Cette série de documents de travail a pour but de diffuser rapidement auprès des spécialistes dans les domaines concernés les résultats des travaux de recherche du Centre de développement. Ces documents ne sont disponibles que dans leur langue originale, anglais ou français ; un résumé du document est rédigé dans l'autre langue.

Tout commentaire relatif à ce document peut être adressé au Centre de développement de l'OCDE, 2, rue André Pascal, 75775 PARIS CEDEX 16, France; ou à [dev.contact@oecd.org](mailto:dev.contact@oecd.org). Les documents peuvent être téléchargés à partir de: <http://www.oecd.org/dev/wp> ou obtenus via le mél ([dev.contact@oecd.org](mailto:dev.contact@oecd.org)).



LES IDÉES EXPRIMÉES ET LES ARGUMENTS AVANCÉS DANS CE DOCUMENT SONT CEUX DES AUTEURS ET NE REFLÈTENT PAS NÉCESSAIREMENT CEUX DE L'OCDE OU DES GOUVERNEMENTS DE SES PAYS MEMBRES

©OCDE (2009)

Les demandes d'autorisation de reproduction ou de traduction de tout ou partie de ce document devront être envoyées à [rights@oecd.org](mailto:rights@oecd.org).

## TABLE OF CONTENTS

|  |    |
|--|----|
| ACKNOWLEDGEMENTS.....  | 4  |
| PREFACE .....  | 5  |
| RÉSUMÉ.....  | 6  |
| ABSTRACT .....   | 7  |
| I. INTRODUCTION.....   | 8  |
| II. LITERATURE REVIEW AND STYLISTED FACTS.....               | 11 |
| III. DATA ANALYSIS .....                                     | 16 |
| IV. SWF INVESTMENTS: THE POLITICAL DIMENSION.....            | 22 |
| V. CONCLUSION.....   | 29 |
| ANNEXES.....   | 31 |
| REFERENCES.....  | 37 |
| OTHER TITLES IN THE SERIES/ AUTRES TITRES DANS LA SÉRIE..... | 42 |

## ACKNOWLEDGEMENTS

This paper was presented at the Conference “*Sovereign Wealth Funds: Governance and Regulation*”, organised by the Asian Society of International Law and the New York University School of Law, held in Singapore on 9-11 September 2009. See <http://law.nus.edu.sg/asiansil/conference/sovereignwealth/>. The authors are indebted to Nungsari Ahmad, Sameer Al Ansari, Christopher Balding, Sven Behrendt, Efraim Chalamish, Simon Chesterman, Gordon Clark, Thomas Dickinson, Rachel Farrell, Emmanuel Frot, Kiichiro Fukasaku, Burçu Hacibedel, Steffen Kern, Knut Kjaer, Anand Krishnan, Gerard Lyons, Angel Melguizo, Ashby Monk, Azaman Mokhtar, Sebastián Nieto Parra, Helmut Reisen, Andrew Rozanov, Brad Setser, Ed Truman, and Alan Thompson for helpful comments, documents, insights and discussions. We are grateful with the Bertelsmann Index team for sharing their most recent data. Thanks also to Elizabeth Nash for reviewing and editing a preliminary version of the paper.

Mailing address: OECD Development Centre, 2, rue André Pascal, 75775 Paris Cedex 16, France. Tel: (33-1) 4524-8215, Fax: (33-1) 4430-6150, E-mail: [javier.santiso@oecd.org](mailto:javier.santiso@oecd.org) and [rolando.avendano@oecd.org](mailto:rolando.avendano@oecd.org).

## PREFACE

This paper belongs to a series of studies on Sovereign Wealth Funds and their role in the new financial architecture. The study is a background paper for the upcoming *Global Development Outlook 2010*.

The resilience of Sovereign Wealth Funds was proven during the recent financial turmoil, confirming their status in today's global financial landscape. Their importance is stressed today, when more countries are considering setting up wealth management institutions. Some emerging economies including Angola, Brazil, Indonesia, Malaysia, Mongolia, Nigeria and Saudi Arabia have recently created or expanded this type of structure for managing their national wealth, while the debate is open in others (Algeria, India).

This research deals with the question of sovereign wealth funds' investments from a comparative perspective. Based on a unique holding-level data for a group of sovereign funds and mutual funds, it shows that the differences in equity investments between SWFs and other institutional investors are less pronounced than suspected. This is illustrated by comparing the geographical/sector allocation and the targeted firms' profile. A new dimension of analysis is introduced: the political regime in the sending and recipient countries. Evidence suggests that SWFs and mutual funds' investments converge when looking at the political profile of targeted countries.

These results point towards some policy implications. First, in line with the OECD viewpoint, double standards for institutional investments should be avoided. Sovereign wealth funds exhibit more similarities than differences to other institutional investors. Second, taking mutual funds as a financial-oriented benchmark, SWFs are investing in countries that are financially rewarding, regardless of the political regime. Third, allocation disclosure is an important step towards transparency, but should not only be a requirement for sovereign wealth managers, but also for other institutional investors, either public or private.

Javier Santiso  
Director and Chief Development Economist  
OECD Development Centre  
December 2009

## RÉSUMÉ

L'allocation globale de capitaux et les fluctuations des prix des actifs sont de plus en plus influencées par les activités des fonds souverains. Les *Principes de Santiago* appelaient à davantage de transparence, insistant sur la nécessité pour les fonds souverains de clarifier leurs standards de gouvernance et de renforcer leurs politiques de gestion de portefeuille. Bien que leurs stratégies ne soient pas clairement identifiées, les fonds souverains sont soupçonnés de répondre à des objectifs autres que ceux liés au ratio risque-rendement. Cet article tente de répondre à ces questions. La crainte de voir les fonds souverains guidés par des motivations politiques utiliser leur pouvoir financier pour s'assurer de larges parts dans les compagnies occidentales se révèle infondée. Nous montrons que les décisions d'investissement des fonds souverains ne diffèrent pas fondamentalement de celles d'autres gérants de fonds. Nous proposons d'utiliser les fonds mutuels comme catégorie de référence pour l'étude des allocations d'investissement des fonds souverains. Nous recueillons des données sur l'investissement des fonds souverains et des fonds mutuels sur les marchés d'actions et analysons leurs stratégies géographiques et sectorielles. Nous comparons ensuite les investissements pour ces deux groupes d'investisseurs en regardant le régime politique dans les pays émetteur et destinataire, sous l'hypothèse que cette variable n'est pas déterminante quand ils investissent. Enfin, nous effectuons une étude comparative des fonds souverains et d'autres types de fonds à partir de l'analyse de certains aspects liés à la gouvernance et la politique d'investissement. Nous déconseillons fortement l'instauration d'une régulation fondée sur le principe du « deux poids, deux mesures » et recommandons d'accentuer les efforts en faveur d'une plus grande transparence de la part des investisseurs.

**Mots clés:** Fonds souverains, allocation d'actifs, régulation, régimes politiques.

**Classification JEL:** F21, G11, G18, O57.

## ABSTRACT

Global allocation of capital and fluctuations in asset prices are increasingly influenced by the activities of Sovereign wealth funds (SWFs). The *Santiago Principles* called for higher transparency, stressing that SWFs should exhibit clearer governance standards and sound portfolio management principles. Although asset allocation strategies for these funds are not known, SWFs are suspected to follow other factors besides risk-return objectives. This paper attempts to shed light on some of these concerns. The fear that sovereigns with political motivations use their financial power to secure large stakes in Western companies is shown to be unfounded. We find that SWF investment decisions do not differ greatly from those of other wealth managers. We propose to use mutual funds' investments as a benchmark for SWF investment allocations. We collect data of SWF and mutual fund equity investment at the firm level and analyse these investments on a geographical and sector basis. Moreover, we compare target investments for these two groups by looking at the political regime in the sending and recipient country, under the hypothesis that this variable is not determinant for SWF investments. Finally, we provide a comparison of SWFs and other public funds based on governance features related to investment. We argue that double standards for regulation should be avoided and efforts to achieve higher transparency should be made by all investing actors.

**Keywords:** Sovereign Wealth Funds, asset allocation, regulation, political regimes, benchmark.

**JEL Classification:** F21, G11, G18, O57.

## I. INTRODUCTION

It may be referred to as the return of power brokers or as state capitalism. Whatever the label, Sovereign Wealth Funds (SWFs) are key actors in today's global financial landscape. The rise in their investment is impressive, with the number of deals tripling between 2000 and 2008, and jumping from USD 4 billion to nearly USD 130 billion<sup>1</sup>.

SWFs have captured the imagination of Western media, bankers and policy makers. They were portrayed as politically-guided institutions, using their financial strength to secure stakes in Western companies. Ironically, after being depicted as the new barbarians at the gate, politics and the media turned them into white knights when the Western financial blue chips collapsed in the midst of the global financial crisis of 2008-2009.

The reality is that SWFs today are dynamic institutional investors in both industrialised and developing countries. The explosion of their investment activity is, above all, testimony to developing countries' wise stewardship of their national wealth<sup>2</sup>. It also generated a wave of scepticism and mistrust, mostly from the OECD side, which saw in these vehicles a potential threat to their financial structures and strategic industries. Cohen (2009) labelled this the "*Great Trade-off*" between the collective interest in sustaining open capital markets, and the legitimate national security concerns raised by host countries<sup>3</sup>. As they diversified their assets, criticism of Sovereign Wealth Funds spread all over OECD countries. With some rich countries fearing the implications of SWFs' entry, their increasing involvement and investment into emerging

---

1 According to Monitor Group and Fondazione ENI Enrico Mattei (2009). Estimates of SWFs assets under management in 2009 ranged from USD 1,5 trillion to USD 3 trillion. See for a discussion the estimations of Brad Setser and Rachel Ziemba available at <http://blogs.cfr.org/setser/category/central-bank-reserves>. Most of the SWFs have been heavily hit by the 2008 global financial crisis. For specific and detailed re-estimations of SWFS assets and losses before, during and after the crisis, see for example on Gull countries, Setser and Ziemba (2009) and Kern (2009).

2 See some definitions of the term in Jen (2007a, 2007b and 2008) and Rozanov (2005 and 2007). Later SWFs from emerging countries have developed their own analysis. See reports on CIC by Chen (2008, 2009).

3 Ironically, OECD based SWFs promoted investments abroad incorporating political and ethical considerations in their decisions. In the case of Norway, it resulted in controversial disinvestment decisions from Wal-Mart and companies operating in Myanmar (Burma). See Chesterman (2008).



countries remained off the radar screens<sup>4</sup>. Overall, emerging markets concentrated 70% of the deals and 40% of the value of SWF investments<sup>5</sup>.

There is a certain irony in the timing with which allegations that SWFs lacked transparency and governance were interrupted by a major crisis bursting at the core of the OECD financial system. SWFs were (legitimately) “puzzled that the standards and transparency requirements that others advocate for them go far beyond anything that has been envisaged for the highly leveraged hedge fund and private equity communities in industrial countries”<sup>6</sup>. Along the same lines, it has been stressed that the need for greater transparency applies to all, including Western based hedge funds and private equity firms<sup>7</sup>.

After months of public debate and rising concerns about their investment activities, many SWFs agreed on a number of principles on investment behaviour, reassuring OECD countries and international organisations about the role of public investors in the future. Under the umbrella of the IMF, the *Santiago Principles* called for higher transparency, stressing the fact that these funds should demonstrate the financial orientation of their decisions. SWFs’ investment strategy should be based on sound portfolio management principles, and all relevant financial information should be publicly disclosed (GAPP 17 and 18). Moreover, investments should follow an investment strategy set by a governing body. The investment policy should guide financial risk exposure, the extent of internal/external managers, and the range of activities (GAPP 18). In addition, investment decisions should aim to maximise risk-adjusted financial returns in a manner consistent with stated investment policy. Any investment decisions beyond economic and financial considerations should be clearly set out in the investment policy (GAPP 19).

The position of the OECD regarding investments from SWFs has been non-discriminatory, even if the Santiago Principles are fully endorsed by the organisation. Requiring sovereign funds to disclose their investment strategy and portfolio allocation would put them at a disadvantage with respect to other investors. Therefore, SWFs should be regarded in the same way as other institutional investors, and held to comply with the existing OECD Investment Guidelines, which commit their adherents to principles of transparency, non-discrimination, liberalisation and standstill<sup>8</sup>.

---

4 For some research insisting in the south-south dimension and their contributions to development in other emerging and developing countries, see Santiso (2008). For a special focus on Arab SWFs see Behrendt (2008) and Behrendt and Kodmani (2009).

5 Figures from Monitor Group (2008).

6 See El-Erian, M. (2008), p. 183.

7 See Gieve (2008).

8 In addition to the investment standards that OECD demands from public and private investors, some principles have been highlighted for the case of sovereign funds. The transparency/predictability principle refers to the codification and publication of laws regarding investment, prior notification to interested parties about plans to modify investment strategies, consultation of these strategies with other counterparts and the disclosure of investment policy actions. The regulatory proportionality principle stipulates that restrictions on investment should not be greater than is needed to protect

The injunction that Sovereign Wealth Funds should be treated equally to other institutional investors stresses the importance of a comparative analysis. Still, the comparability of investment practices between public and private investors is not straightforward and instruments for this purpose are needed. In this paper, we propose a benchmark allocation for Sovereign Wealth Funds. By collecting recent data on SWF equity holdings, we analyse two dimensions of their investment: their geographical and industry allocation relative to other institutional investors (*i.e.* mutual funds), and the political bias of their investments.

The rest of the paper is organised as follows: The second section reviews the economic literature on asset allocation for SWFs and recent findings on this issue. The third section discusses the implications for regulation, and the perspective for setting a benchmark for SWFs in terms of investment. The fourth section describes the asset allocation for a group of SWFs and compares it with that of other institutional investors (mutual funds). Finally, the last section discusses the political dimension of the sovereign funds' asset allocation and concludes.

---

national security. Finally, the accountability principle is an objective for guaranteeing periodic regulatory impact assessments, parliamentary oversight, and other supervision activities. See OECD (2008) for a more detailed description of the policies for Sovereign Wealth Funds and recipient country policies. See also OECD (2008b) for the OECD declaration on Sovereign Wealth Funds, the Freedom of Investment Process and the OECD General Investment Policy Principles.

## II. LITERATURE REVIEW AND STYLISTED FACTS

The asset allocation of Sovereign Wealth funds has been addressed from economic, legal, and political perspectives. However, the implications for asset allocation of the requirements that SWFs have agreed to respect (through the Santiago Principles and other agreements) are still a matter of study.

The traditional economic approach focuses on the management of reserves (Jeanne and Rancière 2008, Portes *et al.* 2006), models of portfolio choice (Campbell *et al.* 2004) and contingency claims (Alfaro and Kanczuk 2005, Rozanov 2008). More holistic approaches analyse the motives behind the establishment of each type of fund (Reisen 2008). A recent literature on the implications of SWF investments for the international financial system is rapidly growing. Bortolotti *et al.* (2009) assesses the financial impact of SWF investments on stock markets, stressing some similarities between SWFs and other internationally active investment vehicles such as pension funds, buy-out funds and mutual funds<sup>9</sup>. They find a significantly positive mean abnormal return upon SWF acquisitions of equity stakes in publicly traded companies. Sun and Hesse (2009) find that the announcement effect of SWF investments is positive and SWF share purchases are positively associated with abnormal returns. Balding (2008) states that SWFs act as economic driven investors and their impact on international financial markets may be more moderate than expected. Chhaochharia and Laeven (2008) find that SWFs invest to diversify away from industries at home but do so in countries with cultural closeness, suggesting that investment rules are not entirely driven by profit maximising objectives. In fact, long-term performance of firms acquired by SWFs tends to be poorer. More recently (Chhaochharia and Laeven 2009), they show that other institutional investors also invest in countries with common cultural traits.

Berstein *et al.* (2009) examine SWFs' equity investment strategies and their relationship to organisational structure. They find that SWFs where politicians are involved are more likely to invest at home than those where external managers participate. At the same time, SWFs with external managers tend to invest in industries with lower Price-to-Earnings levels<sup>10</sup>.

---

9 See Del Guercio and Hawkins (1999), Woitdke (2002), Aggarwal *et al.* (2005), and Khorana *et al.* (2005).

10 SWFs have been associated in structure and objectives to hedge funds—studied by Klein and Zur (2006) and Ferreira and Matsos (2007), in that SWFs are also stand-alone, unregulated pools of capital, managed by investment professionals, and often take large stakes in publicly traded companies. See Bortolotti *et al.* (2009) for a more complete review of the literature.

Fernandes (2009) focuses on SWF holdings (rather than transactions) for the period 2002-2007, finding that firms with higher SWF ownership have higher valuations and better operating performances. In a companion paper, Fernandes and Bris (2009) find a stabilising effect of SWF investments on corporations. They stress the positive impacts of SWFs, notably through helping companies reduce their cost of capital<sup>11</sup>. These findings are confirmed by other studies on the market impact of SWF investment. Kotter and Lel (2008) suggest that SWFs are profit-oriented passive investors and that markets react positively to SWF investment announcements. All in all, the evidence suggests that SWFs can be a stabilising force in global financial markets.

### Defining a benchmark for SWFs

Even if our understanding of SWF investment has improved, little is known about their benchmarks. SWFs enjoy substantial freedom in investing the funds entrusted to them (Weinberger and Golub 2007). In contrast to international reserves, which have traditionally limited their investments to less-risky assets, the asset classes in which SWFs invest are substantially broader, including public and private debt securities, equity, private equity, hedge funds, real estate and the use of derivative instruments. At the same time, their investment horizon is larger, and it is assumed that speculation does not play a role in their investment strategies.

A number of SWFs have benchmarks for their investments, but there is a large heterogeneity in their implementation and use<sup>12</sup>. Some funds have overall portfolio benchmarks (index or total return) while others use separate benchmarks for each asset class. While the majority of benchmark indices are based on market indices, many are customised. Even if some SWFs have the mandate to target higher/riskier returns than central banks, they remain public-sector institutions and are unlikely to act as hedge funds or private equity firms that engage in speculative trading and use extensive leverage<sup>13</sup>.

---

11 Importantly, SWFs tend to be passive rather active investors. The typical position taken by an SWF is not a controlling stake and on average, an SWF takes 0.74% of the shares outstanding in a company. With such a limited controlling stake, SWFs can hardly be viewed as possessing control over companies, at least directly (some SWFs externalised the management of their assets to investment firms – most of them located in OECD countries; this is the case of ADIA who had 70-80% of its assets before the 2008 crisis managed by external asset managers according to JP Morgan). See JP Morgan (2008).

12 See JPMorgan (2008).

13 Idem (2008).

Table 1. Disclosed Benchmarks for selected Sovereign Wealth Funds - 2008

| Sovereign Wealth Fund                | Equities  | Fixed income   |
|--------------------------------------|---|--|
| China Investment Corporation         | Return net-of-fees 300 bps above MSCI All country Index for global equities 200 bps above EAFE 300 bps above MSCI EM Asia ex-Japan, benchmark suggested by manager seeking the mandate. | 150 bps above the JP Morgan EMBI Global                                |
| Kuwait Investment Authority          | Outperform MSCI Global Index  |  |
| Norway Bank Investment Management    | FTSE large and mid-cap equity indices for the countries where it invests.   |  |
| Saudi Arabia - SAMA Foreign Holdings | S&P 500, MSCI (Europe and Global), TSE (Japan)  | JPM Global Bond Index, 3-month Libor (cash/deposits)                   |
| Korea Investment Corporation         | MSCI world equity.  | Lehman global bond index (now Barclays)                                |
| Singapore GIC                        | MSCI World equity   | Lehman global bond indices.  |
| Kazakhstan National Fund             | MSCI World Equity   | Merryl Lynch 6-month T-bill index, Salomon World Government Bond Index |
| Alaska Permanent Fund                | S&P 500, Russell 1000, Russell 2000, MSCI EAFE, EM  |  |
| Alberta's Heritage Fund              | Standard & Poor's/ TSX Composite Index (Canada), Standard & Poor's 1500 Index (US), MSCI EAFE   | Scotia Capital Universe Bond Index                                     |

Note: Benchmarks correspond to April 2008 (before the global crisis).

Source: Ziemba (2008).

Ziemba (2008) provides an overview on disclosed benchmarks and return targets of sovereign wealth funds (see Table 1). Although these benchmarks might have evolved in recent months, they provide a snapshot of the indexes used by some SWFs. Funds like Norway, Kuwait, Singapore, Saudi Arabia, Korea and Kazakhstan disclose some of their benchmarks in their active and passive mandates, even if the holdings are not known to the public. This fact suggests that the benchmarks per-se do not always reflect the investments made by SWFs. With the exception of ADIA, funds relying on portfolio investment and external managers tend to release benchmarking data. Other funds (Alberta, Alaska) disclose detailed benchmarks for some parts of their portfolio (equity or fixed income). The most active funds focused on public and private equity stakes tend to disclose even less, sometimes only an overall return target. Other funds, such as China Investment Corporation, include the benchmarks and targets that it expects external managers to outperform. Overall, most funds use a general index (e.g. MSCI All Country Index) as their primary (equity) target, with a range of indices being used as a global bond target (JP Morgan, Barclays, etc.). There is not, however, a unique benchmark describing the investment profile of sovereign institutions.

## Towards Better Regulation

If the financial crisis has temporarily mitigated some of the criticisms against Sovereign Funds, there is still no consensus on the regulatory instruments to which SWF investments should be submitted. Governments and policy makers (*i.e.* G8, IMF, OECD) have promoted a code of best practices to govern SWF investments to appease these concerns. On the other hand, advocates against regulation argue that the means for monitoring SWF investments are already in place and that foreign investments in domestic companies are subject to review<sup>14</sup>.

The debate on the regulation of SWFs often focuses on the motivation and impact of their investments. Chalamish (2009) distinguishes two fronts when looking at the role of international law in the SWF debate: regulating SWF activity, either in the home or the host state, and regulating protective measures taken by governments to block SWFs' investments or diminish their impact. In addition, he identifies four possible measures for increasing protection: i) National regulation blocking foreign investment in government-owned entities; ii) National regulation blocking investments in strategic sectors; iii) Individual screening mechanisms of proposed acquisitions or investments; and iv) an open market policy to ensure that investments do not serve a foreign entity.

Today, different modalities of national or regional legislation exist to control foreign investment, SWF included. Indeed, initiatives for a stronger regulation of SWF investments are not entirely new and federal laws already exist, notably in the US, against potential national security threats posed by foreign direct investment (Epstein and Rose 2009). Some proposals for regulation seek to allow SWFs to invest only through professional managers, or to limit (or deny) voting rights in the targeted companies. It has been proposed, for instance, that SWFs invest only in global index funds<sup>15</sup>.

Although the debate on new regulatory frameworks is far from closed, quantifiable objectives related to the already-agreed Santiago principles are undeniably useful. It is indispensable, therefore, to have a reference to measure the extent to which SWFs follow these principles.

A way to establish a SWF-investment benchmark would be to look at other large institutional investors, such as hedge, mutual or pension funds. Public pension reserve funds, for

---

14 Currently, in the United States, the regulatory framework for institutional investors has similarities to the one for private investors. They have to make disclosures pursuant of the Securities Exchange Act of 1934 if they acquire a 5% or greater equity stake in a public company. In addition, a number of US statutory regimes restrict foreign control in certain sensitive industries, like nuclear energy and airlines. In the United States, this is done by the interagency Committee on Foreign Investment (CFIUS). Under this Committee, any transaction that could result in a foreign entity's control of a company engaged in interstate commerce in the U.S. is subject to a review to determine the effects of the transaction on national security. See Epstein and Rose (2009).

15 See Aizenman and Glick (2008) for a proposal for investment in diversified global equities to prevent destabilisation.

example, share some similarities with SWFs<sup>16</sup>. Both are large in terms of assets, autonomous and accountable only to governments or public sector institutions. Like SWFs, public pension reserve funds are increasingly investing abroad and moving into alternative assets. On the other hand, important differences exist in terms of objectives and funding sources<sup>17</sup>.

Compared to other institutional investors, such as mutual or hedge funds, most SWFs have long-term investment horizons. Furthermore, whereas mutual or hedge fund investors pursue profit-maximisation objectives for their specific risk profile, SWFs are suspected to follow more strategic objectives<sup>18</sup>. Moreover, some SWFs such as Norway's must comply with specific investment principles, requiring the companies where they invest to fulfil specific standards (environmental, labour, transparency, etc.) which may put them at a disadvantage to purely market-driven actors (Chesterman, 2008).

To contrast the equity allocation of sovereign funds with other investors, we provide a simple analysis of their investments, comparing them with those of a set of private (mutual) funds over a similar period. By looking at their geographical, sector and industry allocation, we analyse whether SWFs diverge from a "benchmark" investor allocation, represented by the set of private (mutual) funds. Some of these funds are *index funds*, maintaining investments that are part of a major stock, and others are *actively* managed funds, attempting to outperform a stock index<sup>19</sup>.

---

16 See Blundell-Wignall *et al.* (2008). For clarifying definitions and differences between public pension funds and SWFs see Monk (2008a).

17 While commodity funds are set up to protect the domestic economy against fluctuations in commodity prices, public pension funds serve as long-term financing vehicle of public pensions.

18 There are also important differences in regulation for each of these participants. Unlike hedge funds, mutual funds are required to register with the Securities Exchange Commission in the United States. Hedge funds are not required to have specific investment strategies, or prohibit specific investments.

19 Although index funds provide a representative allocation strategy, a broader comparison with actively-managed funds is more enriching for the analysis.

### III. DATA ANALYSIS

Disclosed information allowing a comparison of the asset allocation of sovereign wealth funds, or for that matter, mutual funds, is scarce. Therefore, we focus on information available on the stock holdings of these two groups. Information on stock holdings is obtained mainly through the FactSet/Lionshares and Thomson Financial databases. They provide detailed information on the portfolio holdings of institutional and private funds during the last decade. They collect data from mandatory filings with national regulatory agencies (*e.g.* 13F filings with the Securities and Exchange Commission or Share Register in the United Kingdom), as well as information from annual reports or other primary sources.

We gather information on these two groups' portfolios as follows: for the SWFs, we select a group of 17 funds, including the most important in terms of assets. The sample includes nearly 14.000 observations (holdings), although some funds were excluded due to data constraints<sup>20</sup>. Most of them are from emerging countries (11) and some from OECD countries, notably New Zealand, Norway and United States. For the mutual fund group, we use the 25 largest mutual funds in the world. Times series were only available for some funds and therefore we restrict our analysis to a specific period, covering the last quarter of 2008, where holdings information is most complete. The total sample of mutual funds' holdings includes 11.600 observations.

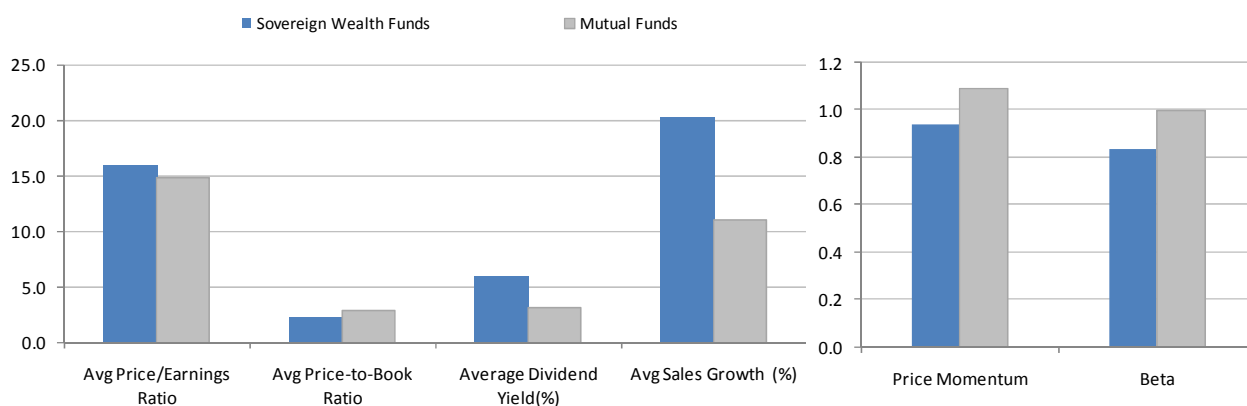
#### Portfolio Characteristics

We begin by reporting some portfolio characteristics of the two groups: holder style, capitalisation group style, turnover, average price-to-earnings ratio, average price-to-book ratio, average dividend yield, average sales growth, price momentum, relative strength and market beta. Annexes 1 and 2 display the funds selected for each group and their portfolio characteristics. A straightforward comparison of portfolio characteristics between the two groups shows some similarities in their investments (see Figure 1).

---

20 Equity holdings for a number of funds are not available or incomplete in either Lionshares or Thomson One database.



Figure 1. Average Portfolio Characteristics for SWFs and Mutual Funds - 2008<sup>21</sup>

Sources: Authors' calculation, based on FactSet and Thomson Financial databases, 2009.

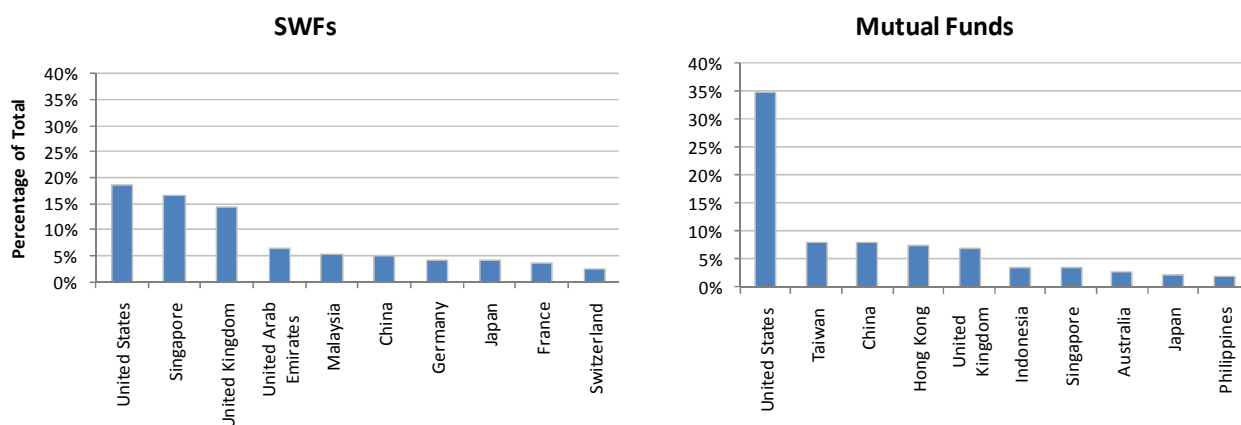
Figure 1 shows that SWFs have a relatively lower beta (0.83 in average) in comparison to mutual funds (1.0 in average). The average P/E ratio is slightly higher for the SWF group. A higher P/E ratio is associated with a higher price for each unit of net income, so the stock is more expensive. In contrast, the average P/B ratio is lower for SWFs. A higher P/B ratio implies that investors expect more value from the asset. The substantially higher average dividend yield for SWFs is puzzling; although a high yield is desirable for some investors, it can also be associated to lower dividends in the future. Finally, the higher average sales growth in the SWF group could be interpreted similarly to the dividend yields. These indicators depict relatively small differences in the investment profile of the firms where SWFs and mutual funds invest.

### Geographical Distribution

To understand better the distribution of holdings, we calculate country and regional investments. Figures 2 and 3 show the distribution for each group and the main destinations by country (10 largest recipients) and region (worldwide), as a percentage of total holdings.

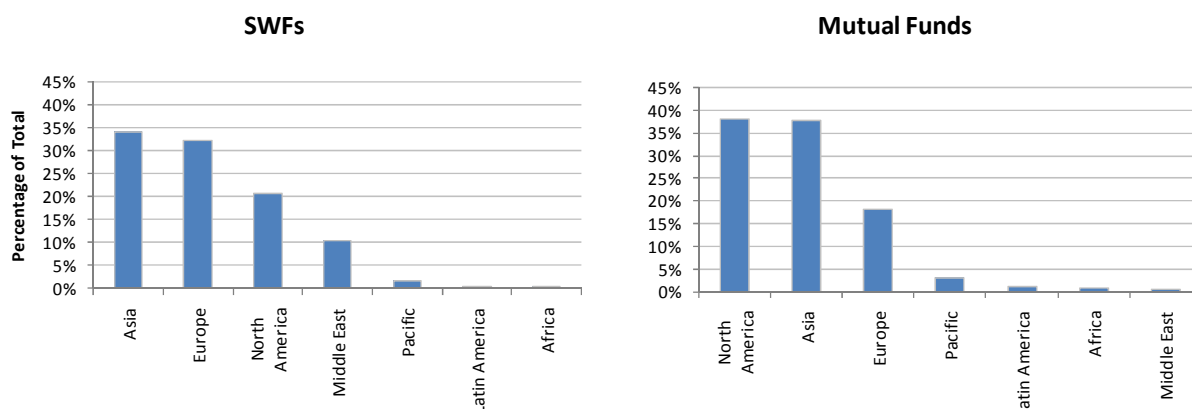
21 See Annex 2 for a detailed explanation of each financial variable.

Figure 2. Distribution of Fund Equity Holdings – Ten Largest Recipient Countries - 2008



Sources: Authors' calculation, based on FactSet and Thomson Financial databases, 2009.

Figure 3. Distribution of Fund Equity Holdings – Regions



Sources: Authors' calculation, based on FactSet and Thomson Financial databases, 2009.

Figures 2 and 3 show an interesting pattern of geographical distribution for each group. In the case of SWFs, where the United States are the main destination for investment, the allocation by country is more diversified than for mutual funds, where the concentration of holdings in this country is much higher<sup>22</sup>. This could be explained by a sample bias, as the largest mutual funds here are all located in the United States. A “home bias” phenomenon might lay behind the fact that the US is by far the top destination of mutual fund investments<sup>23</sup>. In the case of SWFs, the United States also ranks first but the bias is less pronounced.

22 An index of concentration (Herfindahl-Hirschman) by region illustrates this pattern (a value of 0.12 for SWFs and 0.19 for mutual funds). A low HH index (close to zero) indicates a high degree of diversification of investment destinations. A high HH (close to 1) indicates a higher concentration of investments. In the case of sector concentration (0.10 for SWFs vs 0.30 for mutual funds) and industry concentration (0.04 for SWFs vs 0.33 for mutual funds) the difference is even more important.

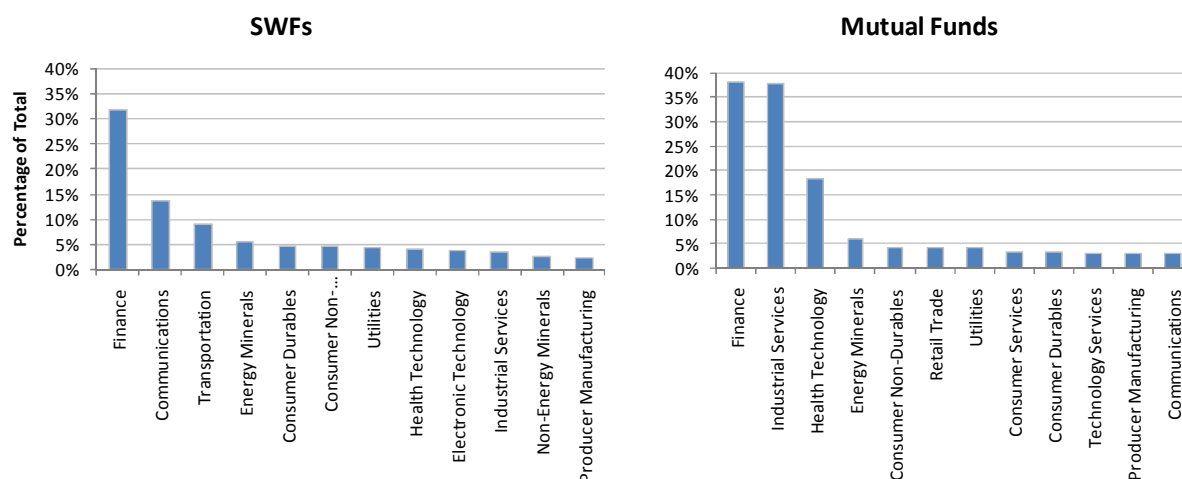
23 See Hau and Rey (2008) and also Bekaert and Wang (2009) for a review.

Regarding regional distribution of holdings, Asia is the main destination of equity investments for SWFs, followed by Europe and North America. Mutual funds, on the other hand, concentrate holdings of similar levels in North America and Asia, whereas Europe receives less of these investments. For both categories, North America, Europe and Asia rank as the top destinations. It is SWFs that show a greater diversification: while mutual funds are mostly concentrated in two regions (North America and Asia), SWFs are invested more uniformly along the three regions. They also show more presence in the Middle East, a region with much less investments from mutual funds.

### *Sector and Industry Distribution*

When looking at the sector and industry distribution of assets (Figures 4 and 5), further differences between sovereign and mutual funds come to the fore<sup>24</sup>.

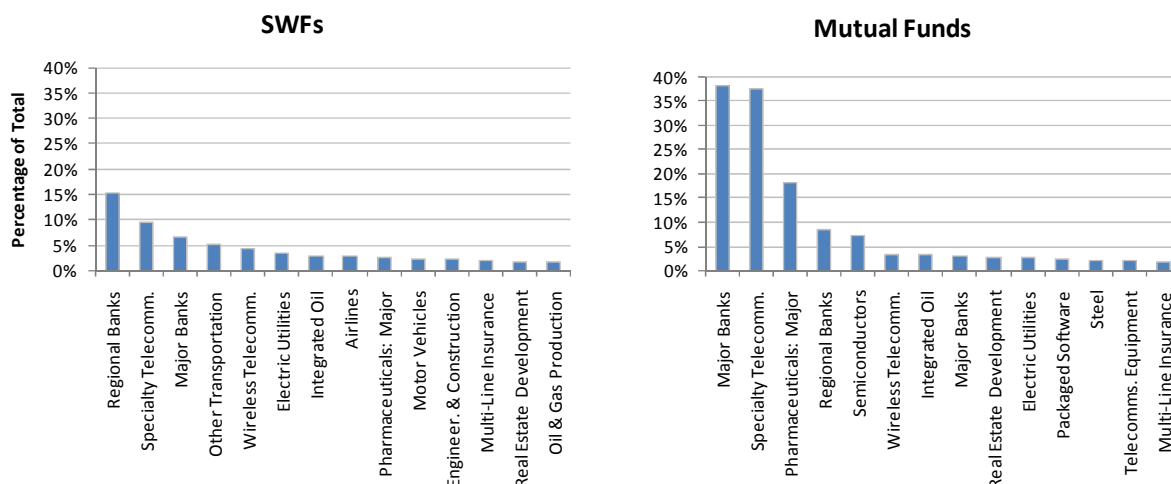
**Figure 4. Distribution of Fund Equity Holdings – Sectors**



Sources: Authors' calculation, based on FactSet and Thomson Financial databases, 2009.

24 Following the Factset classification, we include 23 sectors as follows: finance, communications, transportation, energy minerals, consumer durables, consumer non-durables, consumer non-durables, utilities, health technology, electronic technology, industrial services, non-energy minerals, producer manufacturing, technology services, consumer services, retail trade, process industries, commercial services, distribution services, health services, miscellaneous, government. The industry classification includes around 130 categories. See Annex 3 on sectors and industries.

Figure 5. Distribution of Fund Equity Holdings – Twelve Largest Industries



Sources: Authors' calculation, based on FactSet and Thomson Financial databases, 2009.

Whereas both groups invest on average a similar share of their revenues in the finance sector (38% and 32% respectively), SWFs focus on sectors like communication, transportation (14%) and energy materials (6%). Mutual funds are clearly focused on industrial services (38%), health technology (18%) and energy materials (6%). Other sectors, with allocations below 5% each, are consumer durables and non-durables, utilities, technology services, etc.

A closer look at the industry level allows the identification of more specific industries in each sector. Sovereign wealth funds privilege the financing sector, with significant investments in regional banks (15%), followed by telecommunications (9%), major banks (7%) and transportation (5%). Mutual funds invest in major banks and speciality telecommunications (about 38% each), followed by pharmaceuticals (18%) and regional banks (6%). As underlined, mutual funds are heavily biased to two major sectors, banks and telecommunications, while SWFs have a more diversified industrial portfolio.

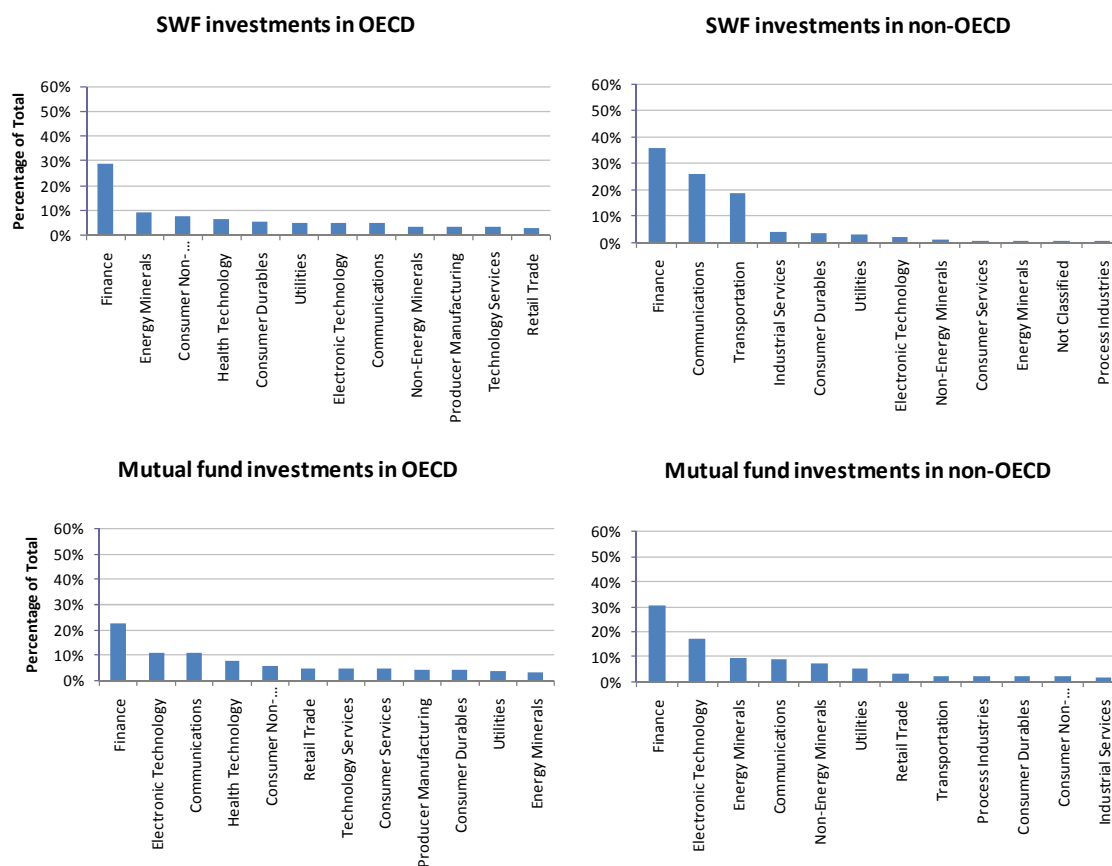
These descriptive figures illustrate some differences between sovereign wealth funds and mutual funds in terms of portfolio distribution. Sovereign funds show a higher level of diversification by country and region, and the same applies for sectors and industries. There are also differences in the industries of interest. The finance and specialty telecommunications industries are very present in the mutual fund group, where their shares are much lower for the case of sovereign wealth funds.

### Investment in OECD and non-OECD countries

Figure 6 brings up some noteworthy differences in sector allocation within and outside the OECD, suggesting that SWFs and mutual funds tend to invest in slightly different sectors. Regarding SWF presence in OECD countries, about 27% of investments go to finance, whereas this figure is higher (35%) in non-OECD destinations (which includes emerging and developing countries). While investments in OECD countries are also focused on sectors like energy,

consumer non-durables and health technology, in the case of non-OECD countries they concentrate on infrastructure and ICT related industries, such as communications and transportation.

Figure 6. SWF and Mutual Fund Equity Investments in OECD and non-OECD – Sectors



Sources: Authors’ calculation, based on FactSet and Thomson Financial databases, 2009.

Regarding mutual funds, a slightly different landscape emerges. Mutual funds invest in finance in OECD and non-OECD countries in similar levels (21% and 30%), followed by electronic technology (10% and 17%). Mutual funds also show some similarity in their sector investment profile between OECD and non-OECD regions<sup>25</sup>.

These observations could suggest that SWFs (which include mostly non-OECD countries in our sample) may have different investments profiles in OECD and non-OECD countries. The benchmark investor, mutual funds in this case, shows a more homogenous sector distribution among the two country groups.

25 The Herfindahl-Hirschman concentration index for SWF investments are 0.08 (in OECD) and 0.19 (non-OECD), and for Mutual funds 0.05 (in OECD) and 0.1 (in non-OECD). These results suggest a higher concentration of investment sectors for SWFs in OECD countries.

## IV. SWF INVESTMENTS: THE POLITICAL DIMENSION

So far, our study of asset allocation has not taken political factors into account. Leaving aside issues of political economy surrounding the rise of SWFs, we focus on analysing the relationship between asset allocation and political regimes. We assess whether asset allocation for SWFs is independent or not from political regime, particularly in the recipient country.

The relationship between investment and democratic regimes has been studied in the past, particularly in the context of multinationals. From the seminal contribution of Barro (1996) on democracy and economic growth, the effects of political regimes on growth enhancers, such as investment, have been studied. Busse (2003), for example, examines the relationship between democratic regimes and FDI, suggesting that investments by multinationals are significantly higher in democratic countries. Jensen (2006, 2009) shows that US multinationals tend to restrict the size of their investments in authoritarian regimes relative to democratic regimes. Li and Resnick (2003) study the effect of democratic institutions on FDI inflows; whereas democracy hinders FDI by limiting oligopolistic or monopolistic behaviours of multinationals, it encourages FDI inflows by promoting credible property rights protection, reducing risks and costs to investors. The net effect of democracy on FDI inflows is contingent on these two forces. Regarding aid portfolios in developing countries, Frot and Santiso (2008, 2009) found that official aid donors (OECD donor countries) do not reward transitions toward democracies and official aid donors invest indifferently in democratic and autocratic countries.

However, little research has been devoted to the impact of political regime on institutional investors' behaviour, and none to our knowledge on the relation between SWF asset allocation and political regimes of sending/recipient countries. To address some of these issues, we provide a series of indicators on governance (for SWFs and pension funds) and political regimes in sending and recipient countries (for SWFs and mutual funds).

### Internal Governance and Investment Strategy

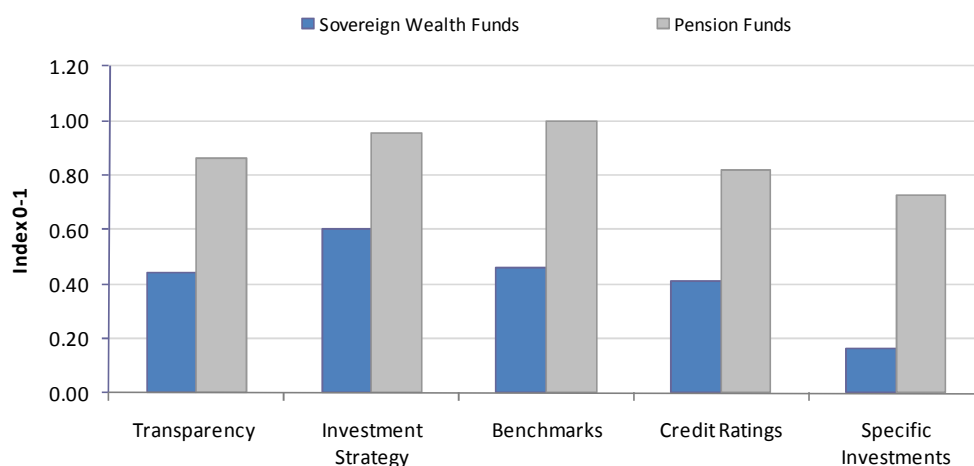
We start by comparing SWFs with another institutional investor, specifically pension funds, using well-known data from Truman (2008) on governance and functioning for the two groups. More detailed analysis would be needed to analyse the political economy behind the emergence of SWFs. Fascinating work has been devoted to the cases of the Singapore Government Investment Corporation (Clark and Monk, 2009) and the institutional context behind the emergence of SWFs<sup>26</sup>. Using a survey of SWF and pension fund managers, Truman

---

26 In another piece Clark (2009) focuses on the governance of sovereign wealth funds from the perspective of competing political interests. A detailed analysis is devoted to the Future Fund (from Australia).

(2008) collects valuable data regarding these funds' investment strategy, transparency, fiscal treatment and management, among others. We focus on those variables most relevant to asset allocation strategies: transparency level, existence of an investment strategy, use of a benchmark, a policy of specific investments and credit ratings<sup>27</sup>. Figure 7 provides a simple comparison for these variables, taking the average of each group, SWFs and Pension Funds<sup>28</sup>.

**Figure 7. Investment Criteria in Sovereign Wealth Funds and Pension Funds - 2008**



*Note:* All scores standardised to values between 0 and 1.

*Source:* Truman (2008).

Figure 7 suggests that pension funds surpass sovereign wealth funds in all measured criteria: they show higher transparency levels, the investment strategy is communicated more clearly, the use of benchmarks is more frequent, investments are more constrained by credit rating minimums, and their policy towards specific investments is more defined. Clearly, the heterogeneity of SWFs is not reflected on these indicators, but nevertheless suggests the existence of a gap in the investment policies between the two groups. When comparing OECD and non-OECD sovereign wealth funds (see Annex 5), the differences in their investment strategies are stressed<sup>29</sup>. Moreover, regarding commodity and non-commodity funds (Annex 6), a clear

27 Specifically, we focus on the following questions from the Truman survey: 1) Is the overall investment strategy clearly communicated? 2) Does the strategy use benchmarks? 3) Do regular reports on the investments by the SWF include information on the specific investments? 4) Does the strategy limit investments based on credit ratings?

28 See Annex 7 for a description of funds included in each sample.

29 In the case of OECD/non-OECD funds, T-test for the sample reveals significant differences at 5% for transparency, investment strategy and credit ratings. For commodity/non-commodity funds, differences are significant at 5% for investment strategy, benchmarks and credit ratings.

disparity exists between the two groups, with non-commodity funds having higher levels of transparency, investment strategy, investment benchmarks and credit ratings constraints<sup>30</sup>.

### Political Regimes

Considering the issue of political regimes and investments, we take into account two dimensions:

- a) The political regime for the (investment) *sending* country. For this, we use data from *Polity IV* and Truman's fund sample, to compare political characteristics between SWFs and Pension Funds<sup>31</sup>.
- b) More importantly, the political regime for the (investment) *recipient* country. For this, we use our database of holdings for SWFs and mutual funds, and look at the political characteristics of each destination (again using data from *Polity IV* regime characteristics and transitions). We test the hypothesis that SWFs and mutual funds do not discriminate their investments by the recipient country's regime<sup>32</sup>. We control the results with a second database, the Bertelsmann Transformation Index (BTI) which provides two political indexes: first, the *Status Index* that ranks countries according to their state of democracy and market economy (as of Spring 2007); second, the *Management Index* ranks them according to their leadership's management performance between 2005 and 2007. Whereas the first indicator is static, the second provides a dynamic indicator of performance<sup>33</sup>.

---

30 Remarkably, OECD-based and non-commodity funds show, in average, similar levels to those of Pension funds.

31 Polity IV is a comprehensive database examining concomitant qualities of democratic and autocratic authority in governing institutions. The Polity IV dataset covers all major, independent states (*i.e.*, states with total population of 500,000 or more in the most recent year; currently 163 countries) over the period 1800-2008. The Polity IV Project constantly monitors regime changes in all major countries and provides annual assessments of regime authority characteristics and regime changes, for purposes of comparative, quantitative analysis. The project has become one of the most widely used resources for monitoring regime change and studying the effects of regime authority. For more information see <http://www.systemicpeace.org/polity/polity4.htm>.

32 For each equity holding in our database (14435 for the SWFs and 11600 for mutual funds) we identify a destination country. For each destination, we determine the Polity IV scores for political regime, in order to calculate averages.

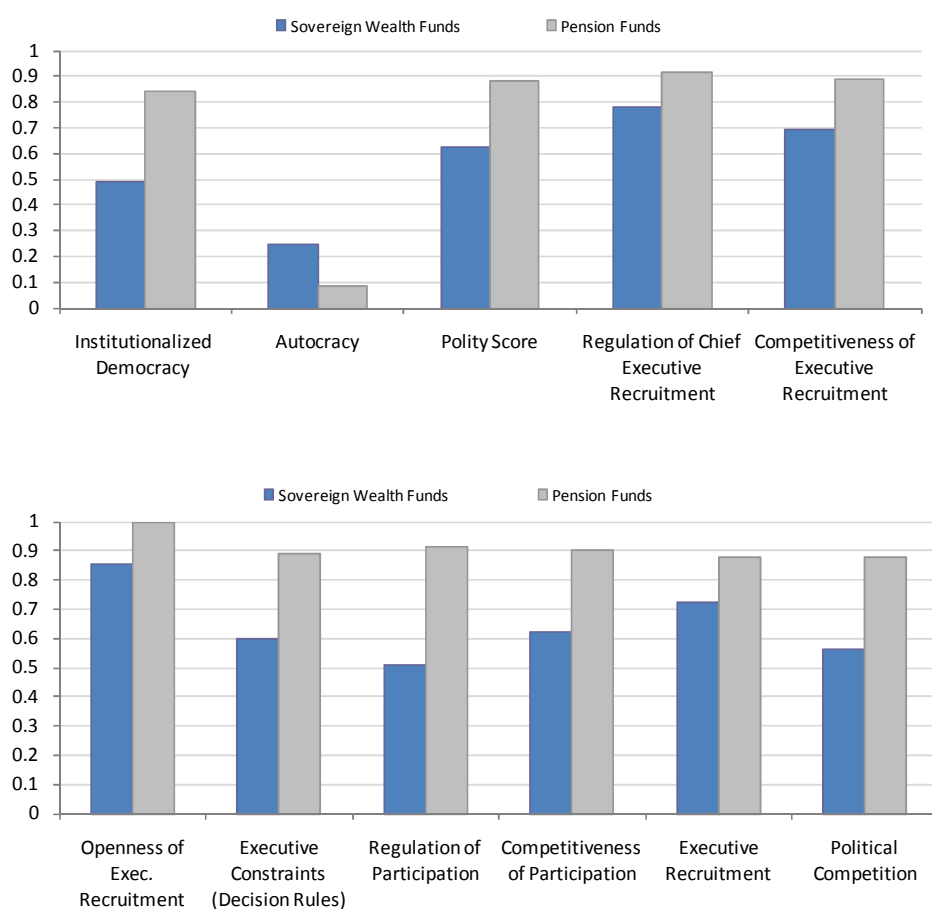
33 The Status Index explores the state of development achieved by countries on their way to democracy under the rule of law and a market economy flanked by sociopolitical safeguards, as of spring 2007. Status Index scores result from the combined scores given for the status of political and economic transformation. The Management Index evaluates the quality of governance among decision makers from 2005 to 2007. See for more details the last BTI report and indexes available at:

[http://www.bertelsmann-transformation-index.de/fileadmin/pdf/Anlagen\\_BTI\\_2008/BTI\\_2008\\_Brochure\\_EN.pdf](http://www.bertelsmann-transformation-index.de/fileadmin/pdf/Anlagen_BTI_2008/BTI_2008_Brochure_EN.pdf).



Figure 8 details differences in political regime between the home country of SWFs and pension funds, using the Truman database<sup>34</sup>. Note that in this case we only compare country average values. Not surprisingly, the level of autocracy is higher in the case of SWFs, whereas the polity score and various measures of political competition are higher in the pension group. More often than not, Sovereign Wealth Funds' investors belong to autocratic regimes rather than democratic ones.

Figure 8. Political Regime in SWFs and Pension funds Country of Origin - 2008

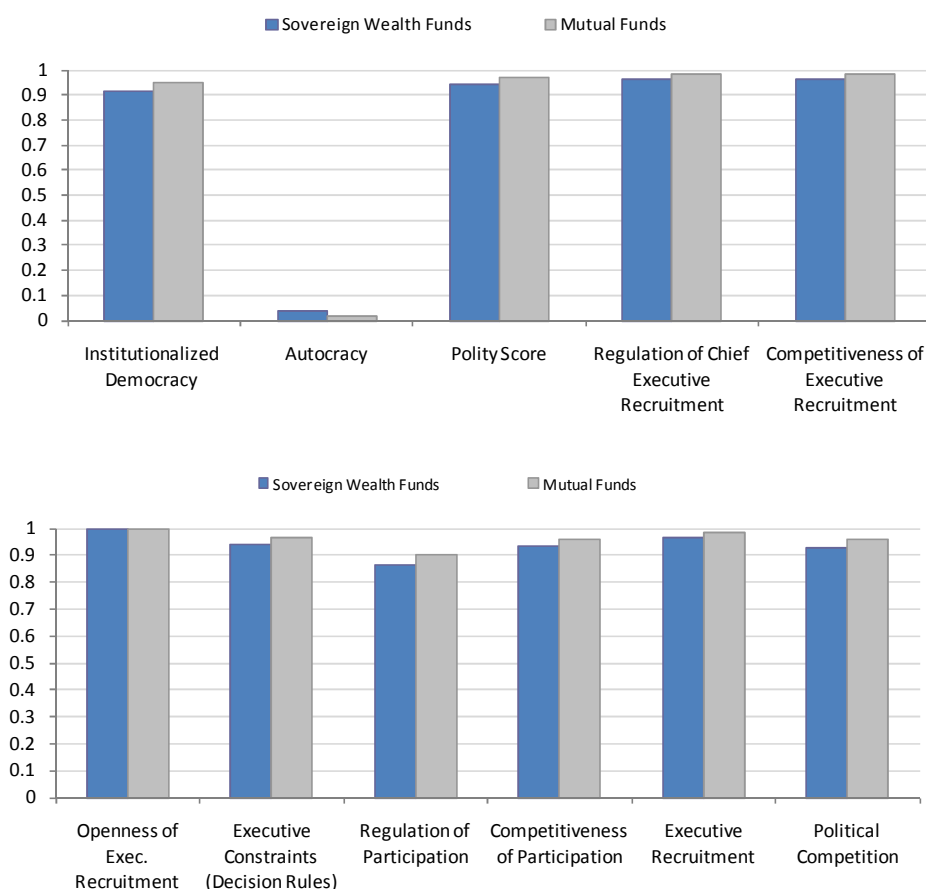


Source: Authors' calculation, based on LionShares, Thomson Financial and Polity IV Project, 2009.

Most interesting is the political regime of the recipient countries targeted by SWFs and mutual funds. This allows us to exploit our database at the holding-level. Figure 9 provides a comparison of political characteristics between countries attracting SWF investments and mutual fund investments. The definition for each of the political variables may be found in Annex 4.

34 Although ideally the comparison should be done between sovereign and mutual funds, we use data on pension funds, since all the mutual funds in our sample (the 25 largest funds) were based in the US.

Figure 9. Political Regime Characteristics in SWF and Mutual fund Country Target- 2008



Source: Authors' calculation, based on LionShares, Thomson Financial and Polity IV Project, 2009.

Revealingly, there are more similarities than differences when looking at the political regime and corporate governance of firms targeted by SWFs and mutual funds<sup>35</sup>. The indicator of institutionalised democracy, which reflects the competitiveness of political participation, is very similar for both types of investors. The regulation levels of Chief Executive recruitment, referring to the procedures for transferring executive power, are nearly equal. The same occurs for the indicators of competitiveness of executive recruitment, which refers to the extent that subordinates have equal opportunities to become superordinates, or political competition. In sum, when considering the targeted countries of SWFs and mutual funds in their investments, there is no significant gap in the political regime or corporate governance characteristics between the two groups.

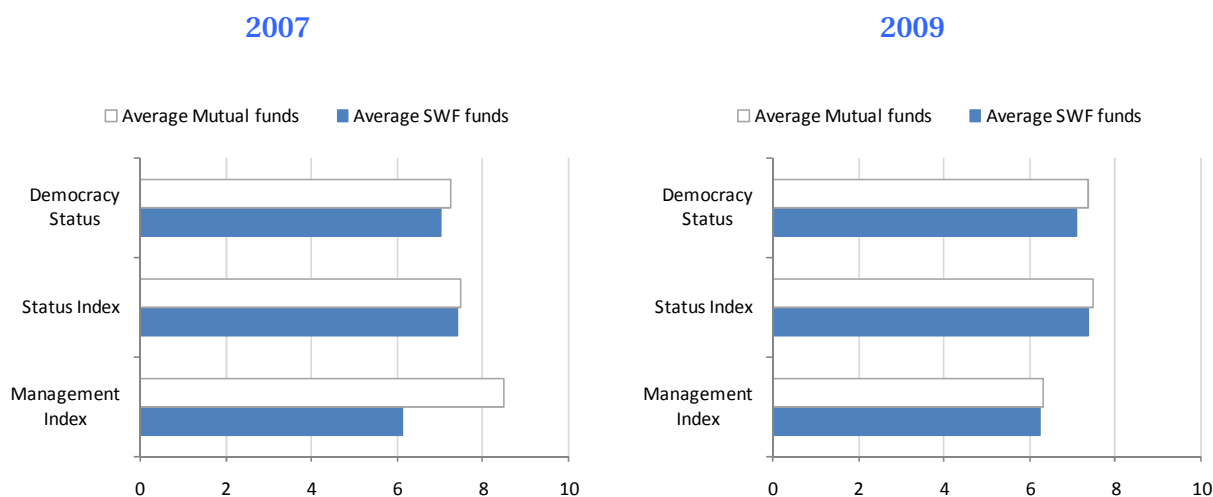
This reinforces the hypothesis that sovereign wealth funds are in fact more oriented towards risk-return and profit-maximisation objectives than often thought. Although there are some exceptions (notably some GCC funds who invest more in autocratic regimes), we see very

35 T-tests show no significant differences (at 5%) for some, if not all, of the variables in Figures 9. Tests for differences in means using very small thresholds illustrate a minor gap between both groups.

little difference between the political profiles of SWFs and mutual funds' investment destinations. Both invest in democratic and non-democratic regimes, and are in fact indifferent to this political dimension.

These results are confirmed by Bortolotti *et al.* (2009) in their analysis of target countries for SWF investments. They find that the United States, the largest OECD democracy, is the most targeted country with 22% of SWF deals' value. Just behind is China, the largest autocratic emerging country, explained by the concentration of the China Investment Corporation (CIC) into domestic firms. Other than that, popular target countries are indifferently democratic and autocratic regimes: India, the largest emerging market democracy, but also the United Kingdom and Australia, Malaysia, and Singapore have been among the other major recipients of SWF investments along less democratic regimes like Saudi Arabia, Vietnam, Libya or Tunisia<sup>36</sup>.

Figure 10. Bertelsmann Index for SWF and Mutual fund holdings – 2007 vs. 2009



Source: Authors' calculation, based on LionShares, Thomson Financial and Bertelsmann Transformation Index, 2009.

The Bertelsmann indicators complement those explored with Polity IV, by introducing a static/dynamic dimension to the analysis. We thus calculate the average Bertelsmann *Democracy*, *Status* and *Management* indexes for both SWFs and mutual funds, looking at individual holdings in the recipient countries. Results are summarised in Figure 10. While some differences between group means for the key indexes exist, they are equivalent for others<sup>37</sup>. However, the gap

36 By mid 2009, India and Gulf countries increased their ties creating an Indo-Oman Joint Investment Fund with some seed capital of USD 100 million that will increase to USD 1.5 billion in the next two years. Also, Korean SWF KIC signed cooperation agreements with two foreign public funds—Malaysia's Khazanah Nasional Berhad and Australia's QIC—to "expand co-operation".

37 T-tests indicate that differences between means for Democratic status and Management index are different from zero (1% of significance) and zero for the Status index in 2007. For 2009, the Management index is statistically equal for both samples (1% significance). Other indicators (*i.e.* macrostability, property rights, economic performance) are statistically equal for both samples.

between the two groups does not seem to be pronounced. The management index is particularly revealing, as it indicates the dynamic improvement on the quality of governance; the score difference between SWFs and mutual funds for 2007 could indicate a “democratic premium” of private investors towards countries showing improvement in this direction. For 2009, the indicator attains similar levels for both groups.

## V. CONCLUSION

The recent debate on the regulation of sovereign wealth funds culminated with the promulgation of the Santiago Principles on fund transparency, investment orientation and accountability. The implementation of these principles supposes that sovereign wealth funds should be considered on the same basis as other institutional investors. They should follow investment practices similar to those of, say, public pension, mutual or hedge funds. With that objective in mind, we compare different dimensions of investment between two institutional investors, SWFs and mutual funds. Although differences exist in the allocation of SWFs and other funds, they do not suggest that their investment motives are radically different.

We also introduced a new dimension in analysing SWF investments: the political regime in the sending and recipient countries. While it is unsurprising that differences in the political regime of investing countries exist (with SWF regimes tending to be less democratic), we find that SWF investments are not different from mutual fund investments in terms of political regime characteristics in the targeted countries. This evidence suggests that they do not discriminate by this criterion in their asset allocation. Both invest in democratic and autocratic regimes. More often than not, their asset allocation strategies converge, these being driven, by a financial and not a political bias.

Some policy implications can be drawn from the paper. First, in a world of post-2008-financial-collapse, applying double standards is and will be more difficult to legitimise than in the past. Emerging countries, starting with China or Singapore, have little time to be lectured by rich countries that set up a major global financial crisis. OECD countries, in sum, do not have the monopoly on best practices. Some emerging countries have proven that they can also generate best practices and be more virtuous in applying sound policies.

This has a practical consequence, as shown by the joint efforts of Western based institutions and SWFs to generate shared principles: double standards should be avoided. What could be requested from some (disclosure and more transparency to SWFs for example) should also be asked from others (public pension funds or central banks<sup>38</sup>). More importantly, the definition of such principles should be done jointly and shared; in this regard the inclusive process of the IMF led International Working Group of Sovereign Wealth Funds (IWG) is a

---

38 As stressed by the BIS, very few central banks in the world have full disclosure of their holdings in terms of asset or currency allocation, notable exceptions including the Bank of Canada, the European Central Bank or the Bank of England. See BIS (2008).

promising one to replicate. The rise of SWFs offers in the end an excellent opportunity to invent more inclusive global structures and processes<sup>39</sup>.

Second, SWFs, like mutual funds, are investing in countries because it is financially rewarding, regardless of political regime. They should resist requests calling to make investments without a good financial rationale to do so. Taking into consideration non-financial objectives, even if they are ethically rewarding, can be a double-edge sword.

Finally, if SWFs wish to avoid future criticism, they should, like their Norwegian or Chilean peers, increase disclosure levels in a balanced way. Disclosure and transparency levels are much higher today than in the past, as in the case of Temasek or Mubadala<sup>40</sup>. It is important for them to follow sound corporate governance policies that generate confidence in countries of origin as well as in recipient countries. Other strategies to achieve higher standards could lead to the creation of international advisory boards, as was done in 2009 by the China Investment Corporation (CIC)<sup>41</sup>.

This paper leaves open other questions related to the political rationale of SWF investment. One dimension that requires further analysis is the domestic political economy dimension of capital exporters. Do SWFs contribute not only to the wealth but also to the welfare of their own citizens<sup>42</sup>? Another direction would be to focus on the emergence of new SWFs, the political tradeoffs through which they rise and their relations with stakeholders and local governments. Lastly, on the recent increase of domestic investments by SWFs after the 2008 crisis, it would be revealing to know whether such rebalancing was based on commercial conditions (*e.g.* currency risks arbitrage, information asymmetries, low-priced assets, etc.) or on political criteria (bolstering domestic corporations, preserving jobs, protecting heavily debt companies, etc.)<sup>43</sup>.

---

39 For a discussion on the emergent international regime related to SWF see Drezner (2008), Helleiner (2009), Arreaza *et al.* (2009) and Ochoa and Keenan (2009).

40 For Temasek, see the report at <http://www.temasekholdings.com.sg/temasekreview/2008/index.html>. For Mubadala, see [http://www.mubadala.ae/media-files/2009/04/23/20090423\\_FINAL.pdf](http://www.mubadala.ae/media-files/2009/04/23/20090423_FINAL.pdf). See Elson (2008) on the high degree of transparency of Temasek. By mid 2009, Singapore Temasek SWF was leading with Emirates based Mubadala, The Linaburg-Maduell Transparency Index developed by the Sovereign Wealth Fund Institute, ahead the ones of Ireland, Alaska (USA) and Norway. See <http://www.swfinstitute.org/research/transparencyindex.php>.

41 CIC organized the first meeting of its advisory board by mid 2009, bringing together a former President of the Central Bank of Brazil, a former Minister (Foreign Affairs, International Trade and Industry) of Canada, a former President of Goldman Sachs, another former President of the World Bank, etc. The list included also Asian scholars, Nicholas Stern or Knut Kjaer, the former CEO and founder of the Norwegian SWF. See: [http://www.china-inv.cn/cicen/resources/resources\\_news10.html](http://www.china-inv.cn/cicen/resources/resources_news10.html).

42 For a good introduction to this approach one could refer to Kennan (2009).

43 Many Gulf SWFs in 2008 and 2009 injected capital into local banks hit by the global financial crisis. Early 2009, KIA from Kuwait or Bahrain's SWF – Mumtalakat Holding Company – both decided to continue focusing their investments in Kuwait and Bahrain respectively instead of overseas. Such behaviour has been followed by OECD SWFs too.

## ANNEXES

## Annex 1. Portfolio Characteristics for Selected Sovereign Wealth Funds

| Fund   | Holder Style | Manager Style | Cap Group Style | Turnover | Avg P/E Ratio | Avg P/B Ratio | Avg Div Yid (%) | Avg Sales Growth (%) | Price Momentum | Relative Strength | Beta |
|--|--------------|---------------|-----------------|----------|---------------|---------------|-----------------|----------------------|----------------|-------------------|------|
| New Mexico   | GARP         | Specialty     |                 | N/A      | 0             | 0             | 0               | 0                    | 0              | 0                 | 0    |
| Alabama Retirement System                                      | Yield        | GARP          | Large Cap       | N/A      | 11.41         | 2.59          | 5.48            | 17.12                | 0.96           | 1                 | 0.83 |
| Alaska Retirement Management Board                             | Yield        | Generalist    | Multi Cap       | Medium   | 36.69         | 1.85          | 8.88            | 7.28                 | 0.77           | 14                | 1.5  |
| Dubai World Group  | Yield        |               | Mid Cap         | N/A      | 1.29          | 0.13          | 4.29            | 21.51                | 0.61           | 0.69              | 0.76 |
| Emirates Investment Services Ltd.                              | Yield        |               | Small Cap       | N/A      | 4.92          | 3.09          | 7.55            | 3.65                 | 1.88           | 1.88              | 1.56 |
| Abu Dhabi Investment Authority (Investment Management)         | Yield        |               | Mid Cap         | N/A      | 7.98          | 2.2           | 8.08            | 63.67                | 0.84           | 0.92              | 0.56 |
| Temasek Holdings Pte Ltd. (Investment Management)              | Yield        |               | Large Cap       | Very Low | 12.25         | 2.28          | 5.77            | 15.05                | 0.97           | 1.14              | 1.01 |
| Government of Singapore Investment Corp. Pte Ltd. (Invst Mgmt) | Yield        |               | Large Cap       | N/A      | 12.08         | 2.42          | 5.26            | 22.79                | 0.96           | 1.08              | 1.04 |
| Saudi Arabian Monetary Agency                                  | Yield        |               | Mid Cap         | N/A      | 19.66         | 2.87          | 5.86            | 14.31                | 0.98           | 1.1               | 0.48 |
| Qatar Investment Authority (Investment Management)             | Yield        | Specialty     | Large Cap       | N/A      | 13.73         | 1.07          | 6.97            | -6.86                | 1.04           | 1.03              | 1.32 |
| Oman Arab Bank Investmet Management Group                      | Yield        |               | Large Cap       | N/A      | 8.63          | 2.06          | 6.51            | 40.28                | 0.88           | 1.1               | 0.57 |
| Norges Bank Investment Management                              | Yield        | Core Value    | Large Cap       | Medium   | 14.42         | 2.21          | 4.25            | 11.91                | 0.94           | 4.43              | 0.91 |
| Guardians of New Zealand Superannuation                        | Yield        |               | Multi Cap       | N/A      | 15.26         | 2.07          | 4.7             | 11.37                | 0.95           | 5.03              | 0.88 |
| Kuwait Investment Co.  | Yield        |               | Small Cap       | N/A      | 9.48          | 1.28          | 11.06           | 45.15                | 0.53           | 0.58              | 0.47 |
| Khazanah Nasional Bhd. (Investment Management)                 | Yield        | Growth        | Mid Cap         | N/A      | 45.36         | 1.49          | 3.77            | 15.5                 | 0.98           | 1.13              | 0.24 |
| Alberta Investment Management Corp.                            | GARP         | Generalist    |                 | N/A      | 0             | 0             | 0               | 0                    | 0              | 0                 | 0    |
| Brunei Investment Agency (Investment Management)               | GARP         |               | Small Cap       | N/A      | 26.53         | 6.32          | 1.28            | 22.28                | 0.77           | 0.96              | 0.4  |

Sources: Authors' calculation, based on FactSet and Thomson Financial databases, 2009.

Note: Dubai World group and Dubai International Capital assigned to UAE - Investment Corporation of Dubai. Emirates Investment Services assigned to Emirates Investment Authority. Abu Dhabi Investment Co. and Abu Dhabi Fund for Development assigned to Abu Dhabi Investment Authority. Temasek Ho Chi Min included in Temasek holdings (code 39). Data Malaysian Timber Council not included. Data from Kuwait Investment Office and Kuwait Investment Co included in Kuwait Investment Authority. No fund from Korea included (SWF not identified). Botswana fund not included (SWF not identified). For Oman fund we use data from December 2008 holdings (only for total SWF). Data for Dubai from Dubai World Group. Data for Abu Dhabi from Abu Dhabi Investment Authority. Data for Kuwait from Kuwait Investment Co. For mutual funds, large funds not included: Vanguard Emerging Markets Stock Index Fund, American Funds American Mutual and Dodge & Cox Balanced Fund. Historic data on their holdings not available.

## Annex 2. Portfolio Characteristics for Selected Mutual Funds

| Name  | Holder Style | Cap Group Style | Turnover | Avg P/E Ratio | Avg P/B Ratio | Avg Div Yld (%) | Avg Sales Growth (%) | Price Momentum | Relative Strength | Beta |
|---|--------------|-----------------|----------|---------------|---------------|-----------------|----------------------|----------------|-------------------|------|
| PIMCO Convertible Fund                        | Value        | Multi Cap       | Medium   | 7.78          | 1.78          | 0.8             | 23.86                | 1.7            | 39.23             | 0.86 |
| American Funds AmCap Fund                     | Value        | Large Cap       | Medium   | 17.3          | 2.67          | 1.97            | 13.5                 | 1.2            | 2.28              | 1.5  |
| Vanguard Total International Stock Index Fund | Index        | Large Cap       | N/A      | 14.31         | 2             | 4.74            | 12.46                | 0.94           | 1.78              | 0.94 |
| Fidelity Low Priced Stock Fund                | Deep Value   | Small Cap       | High     | 12.3          | 2.8           | 1.7             | 8.36                 | 1              | 15.54             | 1    |
| Fidelity Magellan Fund                        | Value        | Large Cap       | Very Low | 16.86         | 2.72          | 1.5             | 1.91                 | 1.6            | 24.57             | 1.1  |
| iShares MSCI Emerging Markets Index Fund      | Index        | Large Cap       | Very Low | 14.65         | 2.7           | 2.54            | 15.69                | 1.7            | 14.28             | 1.5  |
| Fidelity Growth Company Fund                  | GARP         | Large Cap       | Very Low | 24.3          | 4.55          | 1.39            | 28.15                | 1.6            | 24.19             | 0.89 |
| Dodge & Cox International Stock Fund          | Yield        | Large Cap       | Medium   | 15.71         | 1.6           | 4.29            | 6.22                 | 0.96           | 5.5               | 1.7  |
| Fidelity Advisor Aggressive Growth Fund       | Growth       | Mid Cap         | High     | 21.85         | 4.18          | 0.58            | 21.9                 | 1.1            | 28.29             | 0.87 |
| Fidelity Diversified International Fund       | Yield        | Large Cap       | Low      | 14.49         | 2.63          | 3.56            | 13.46                | 0.97           | 7.41              | 0.95 |
| Dodge & Cox Stock Fund                        | Deep Value   | Large Cap       | Low      | 13.31         | 1.71          | 2.84            | 4.74                 | 0.95           | 22.9              | 1.1  |
| American Funds Fundamental Investors          | GARP         | Large Cap       | Medium   | 15.9          | 3             | 2.77            | 12.4                 | 1.1            | 16.82             | 0.96 |
| American Funds New Perspective                | Yield        | Large Cap       | Medium   | 14.1          | 2.74          | 3.23            | 11.62                | 1              | 8.88              | 0.94 |
| Vanguard Wellington Fund                      | Yield        | Large Cap       | Low      | 12.62         | 2.82          | 3.46            | 8.45                 | 0.98           | 16.44             | 0.88 |
| Franklin Income Fund                          | Yield        | Large Cap       | Medium   | 12.22         | 1.48          | 5.46            | 4.63                 | 0.91           | 9.13              | 0.76 |
| American Funds American Balanced              | Yield        | Large Cap       | Low      | 13.27         | 2.96          | 3.9             | 8.2                  | 0.95           | 13.55             | 0.93 |
| Vanguard Institutional Index Fund             | Index        | Large Cap       | Very Low | 13.86         | 3.5           | 2.95            | 1.31                 | 0.97           | 18.28             | 0.93 |
| Fidelity Contrafund                           | GARP         | Large Cap       | Low      | 19.5          | 4.8           | 1.55            | 17.8                 | 1              | 18.5              | 0.74 |
| American Funds Investment Company of America  | Yield        | Large Cap       | Low      | 12.91         | 3.18          | 3.77            | 9.87                 | 0.97           | 13.22             | 0.92 |
| American Funds Income Fund of America         | Yield        | Large Cap       | Medium   | 13.75         | 2.83          | 5.53            | 1.95                 | 0.91           | 6.46              | 0.86 |
| American Funds Capital World Growth & Income  | Yield        | Large Cap       | Low      | 12.6          | 2.57          | 5.6             | 12.41                | 0.95           | 4.28              | 0.93 |
| American Funds EuroPacific Growth             | Yield        | Large Cap       | Medium   | 14.73         | 2.41          | 3.89            | 11.71                | 0.98           | 4.6               | 0.93 |
| Vanguard 500 Index Fund                       | Index        | Large Cap       | Very Low | 13.86         | 3.5           | 2.95            | 1.3                  | 0.97           | 18.28             | 0.93 |
| American Funds Capital Income Builder         | Yield        | Large Cap       | Medium   | 12.92         | 2.63          | 5.87            | 12.8                 | 0.91           | 2.98              | 0.88 |
| Vanguard Total Stock Market Index Fund        | Index        | Large Cap       | Very Low | 14.85         | 2.98          | 2.71            | 11.71                | 0.97           | 19.45             | 0.93 |

Sources: Authors' calculation, based on FactSet and Thomson Financial databases.2009.

Note: For the sake of argument, we include some financial definitions for indicators on Figure 1 and Annex 2. The Price-Earnings ratio is the valuation of a company's current share price compared to its per-share earnings, and is calculated as the ratio between the market value per share and the earnings per share; in general, a high P/E ratio indicates that investors are expecting higher earnings growth in the future. This ratio is usually compared to other companies in the same industry, or the market in general. The Price-to-Book ratio is used to compare a stock's market value to its book value. It is calculated by dividing the current closing price of the stock by the latest quarter's book value per share. The Dividend Yield shows how much a company pays out in dividends each year relative to its share price. The dividend yield is calculated as the ratio between the annual dividends per share and the price per share. The Average Sales Growth indicates the percentage change in sales over a certain period. The Price Momentum, highly regarded by investors, indicates the rate of acceleration of a stock's price. The Relative Strength is a measure of price trend that indicates how a stock is performing relative to other stocks in its industry and it is calculated dividing the price performance of a stock by the price performance of an appropriate index for the same time period. The financial beta is a measure of the volatility, or systematic risk, of a security or a portfolio in comparison to the market as a whole.



## Annex 3. Sector and Industry Classification

| Sectors                | Industries                        | Industries                         | Industries                      |
|------------------------|-----------------------------------|------------------------------------|---------------------------------|
| Finance                | Major Banks                       | Department Stores                  | Office Equipment/Supplies       |
| Industrial Services    | Specialty Telecommunications      | Electronics/Appliances             | Advertising/Marketing Services  |
| Health Technology      | Pharmaceuticals: Major            | Homebuilding                       | Industrial Specialties          |
| Energy Minerals        | Regional Banks                    | Household/Personal Care            | Food Distributors               |
| Consumer Non-Durables  | Semiconductors                    | Tobacco                            | Pharmaceuticals: Other          |
| Retail Trade           | Wireless Telecommunications       | Apparel/Footwear                   | Pharmaceuticals: Generic        |
| Utilities              | Integrated Oil                    | Home Improvement Chains            | Data Processing Services        |
| Consumer Services      | Major Banks                       | Trucks/Construction/Farm Machinery | Chemicals: Major Diversified    |
| Consumer Durables      | Real Estate Development           | Broadcasting                       | Industrial Conglomerates        |
| Technology Services    | Electric Utilities                | Publishing: Newspapers             | Auto Parts: OEM                 |
| Producer Manufacturing | Packaged Software                 | Other Metals/Minerals              | Hospital/Nursing Management     |
| Communications         | Steel                             | Internet Software/Services         | Trucking                        |
| Transportation         | Telecommunications Equipment      | Computer Peripherals               | Savings Banks                   |
| Process Industries     | Multi-Line Insurance              | Wholesale Distributors             | Recreational Products           |
| Commercial Services    | Electrical Products               | Apparel/Footwear Retail            | Personnel Services              |
| Miscellaneous          | Real Estate Investment Trusts     | Aerospace & Defense                | Water Utilities                 |
| Electronic Technology  | Electronic Production Equipment   | Life/Health Insurance              | Computer Communications         |
| Distribution Services  | Gas Distributors                  | Beverages: Non-Alcoholic           | Containers/Packaging            |
| Health Services        | Electronics/Appliance Stores      | Biotechnology                      | Medical/Nursing Services        |
| Non-Energy Minerals    | Motor Vehicles                    | Other Transportation               | Environmental Services          |
| Government             | Oil & Gas Production              | Electronic Equipment/Instruments   | Forest Products                 |
|                        | Cable/Satellite TV                | Insurance Brokers/Services         | Miscellaneous Manufacturing     |
|                        | Investment Trusts/Mutual Funds    | Restaurants                        | Commercial Printing/Forms       |
|                        | Medical Specialties               | Home Furnishings                   | Medical Distributors            |
|                        | Precious Metals                   | Industrial Machinery               | Aluminum                        |
|                        | Engineering & Construction        | Financial Conglomerates            | Casinos/Gaming                  |
|                        | Investment Managers               | Food: Meat/Fish/Dairy              | Financial Publishing/Services   |
|                        | Investment Banks/Brokers          | Electronic Components              | Metal Fabrication               |
|                        | Contract Drilling                 | Food Retail                        | Electronics Distributors        |
|                        | Finance/Rental/Leasing            | Other Consumer Services            | Automotive Aftermarket          |
|                        | Computer Processing Hardware      | Railroads                          | Publishing: Books/Magazines     |
|                        | Coal                              | Marine Shipping                    | Other Consumer Specialties      |
|                        | Miscellaneous Commercial Services | Drugstore Chains                   | Catalog/Specialty Distribution  |
|                        | Chemicals: Specialty              | Managed Health Care                | Building Products               |
|                        | Airlines                          | Media Conglomerates                | Specialty Insurance             |
|                        | Food: Specialty/Candy             | Agricultural Commodities/Milling   | Movies/Entertainment            |
|                        | Construction Materials            | Information Technology Services    | Textiles                        |
|                        | Beverages: Alcoholic              | Oilfield Services/Equipment        | Consumer Sundries               |
|                        | Oil Refining/Marketing            | Hotels/Resorts/Cruiselines         | Discount Stores                 |
|                        | Specialty Stores                  | Food: Major Diversified            | Alternative Power Generation    |
|                        |                                   | Pulp & Paper                       | Oil & Gas Pipelines             |
|                        |                                   | Air Freight/Couriers               | General Government              |
|                        |                                   | Tools & Hardware                   | Miscellaneous                   |
|                        |                                   | Property/Casualty Insurance        | Internet Retail                 |
|                        |                                   | Chemicals: Agricultural            | Services to the Health Industry |

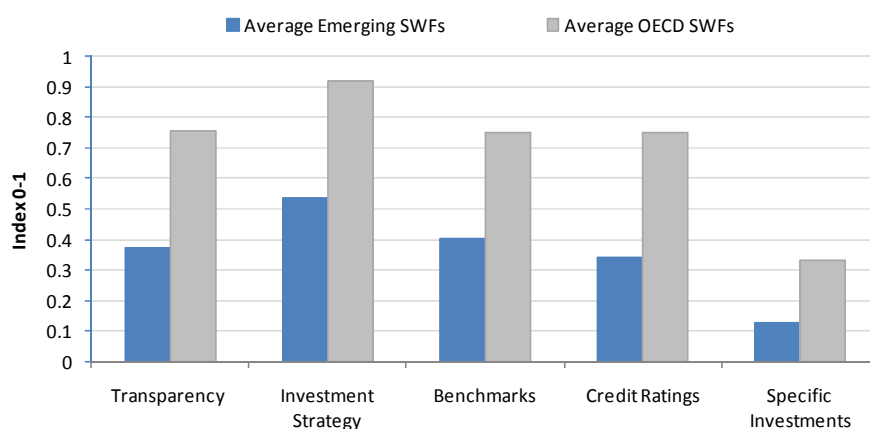
Sources: Avendaño and Santiso (2009), based on FactSet database and Thomson Financial, 2009.

## Annex 4. Political Regimes and Fund Investments – Definition of Political Variables

| Variable                                  | Description   |
|---|---|
| Polity Fragmentation                      | This variable codes the operational existence of a separate polity, or polities, comprising substantial territory and population within the recognized borders of the state and over which the coded polity exercises no effective authority (effective authority may be participatory or coercive).                      |
| Institutionalized Democracy (0-10)        | Additive eleven-point scale (0-10). The operational indicator of democracy is derived from codings of the competitiveness of political participation.   |
| Autocracy                                 | Defined in terms of the presence of a distinctive set of political characteristics. constructed additively. The operational indicator of autocracy is derived from codings of the competitiveness of political participation, the regulation of participation, the openness and competitiveness of executive recruitment. |
| Polity Score                              | Defined as the difference between the Institutionalised Democracy and the Autocracy score.  |
| Regulation of Chief Executive Recruitment | Regulation refers to the extent to which a polity has institutionalized procedures for transferring executive power.  |
| Competitiveness of Executive Recruitment  | Competitiveness refers to the extent that prevailing modes of advancement give subordinates equal opportunities to become superordinates  |
| Openness of Executive Recruitment:        | Openness of Executive Recruitment: Recruitment of the chief executive is "open" to the extent that all the politically active population has an opportunity, in principle, to attain the position through a regularized process.  |
| Executive Constraints (Decision Rules)    | Operationally, this variable refers to the extent of institutionalized constraints on the decisionmaking powers of chief executives, whether individuals or collectivities.   |
| Regulation of Participation               | Existence of binding rules on when, whether, and how political preferences are expressed.   |
| The Competitiveness of Participation      | The competitiveness of participation refers to the extent to which alternative preferences for policy and leadership can be pursued in the political arena.   |
| Executive Recruitment                     | Combined information of the following components: Regulation of Chief Executive Recruitment, Competitiveness of Executive Recruitment and Openness of Executive Recruitment.  |
| Political Competition                     | Indicator of authority patterns.  |

Source: Avendaño and Santiso, based on LionShares, Thomson Financial and Polity IV Project (2009).

## Annex 5. Truman Investment Indicators for OECD and non-OECD Sovereign Wealth Funds



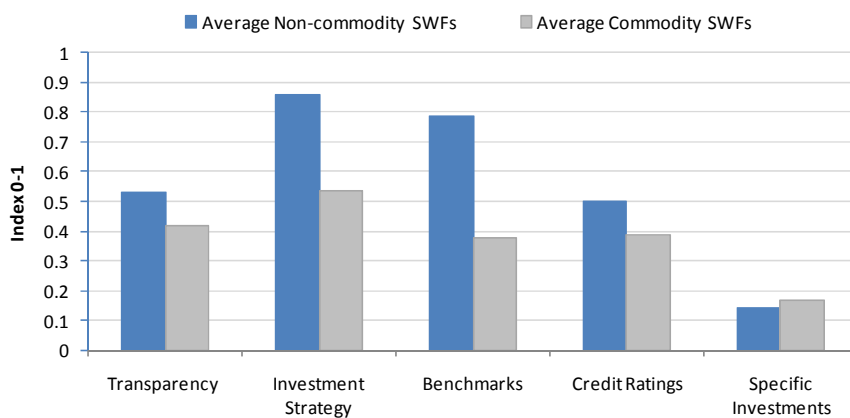
Source: Truman (2008).

Notes:

a) All scores standardised to values between 0 and 1.

b) SWF included in the survey are the following: Non-Pension Funds: Algeria Revenue Regulation Fund, Azerbaijan State Oil Fund of the Republic, Botswana Pula Fund, Brunei Darussalam Brunei Investment Agency, Canada (Alberta) Alberta Heritage Savings Trust Fund, Chile Economic and Social Stabilization Fund, China Investment Corporation, Hong Kong Exchange Fund, Iran Oil Stabilization Fund, Kazakhstan National Fund for the Republic of Kazakh, Kiribati Revenue Equalization Reserve Fund, Korea Investment Corporation, Kuwait Investment Authority, Malaysia Khazanah Nasional, Mexico Oil Income Stabilization Fund, Nigeria Excess Crude Account, Norway Government Pension Fund – Global, Oman State General Reserve Fund, Qatar Investment Authority, Russia Reserve Fund and National Wealth Fund, São Tomé and Príncipe National Oil Account, Singapore Government of Singapore Investment Corporation, Singapore Temasek Holdings, Sudan Oil Revenue Stabilization Account, Timor-Leste Petroleum Fund for Timor-Leste, Trinidad and Tobago Heritage and Stabilization Fund, United Arab Emirates (Abu Dhabi) Abu Dhabi Investment, United Arab Emirates (Abu Dhabi) Mubadala Development, United Arab Emirates (Dubai) Istithmar World, Alaska Permanent Fund, New Mexico Severance Tax Permanent, Wyoming Permanent Mineral Trust Fund, Venezuela Macroeconomic Stabilization Fund, Venezuela National Development Fund. Pension Funds: Australia Future Fund, Canada Pension Plan, Canada (Québec) Caisse de dépôt et placement du Québec, Chile Pension Reserve Fund, China National Social Security Fund, Fonds de réserve pour les retraites (France), Ireland National Pensions Reserve Fund, Japan Government Pension Investment Fund, Netherlands Stichting Pensioenfondsen ABP, New Zealand Superannuation Fund, Thailand Government Pension Fund, California Public Employees Retirement System.

### Annex 6. Truman Investment Indicators for Commodity and Non-Commodity Sovereign Wealth Funds



Note: All scores standardised to values between 0 and 1.

Source: Truman (2008).

## REFERENCES

- AGGARWAL, R., L. KLAPPER, and P.D. WYSOCKI (2005), "Portfolio preferences of foreign institutional Investors", *Journal of Banking and Finance* 29, pp. 2919-2946.
- AIZENMAN, J. and R. GLICK (2008), "[Sovereign Wealth Funds: Stylized Facts about their Determinants and Governance](#)", *NBER Working Papers* 14562, National Bureau of Economic Research, Washington DC.
- ALFARO, L. and F. KANCZUK (2005), "[Sovereign debt as a contingent claim: a quantitative approach](#)", *Journal of International Economics*, Elsevier, vol. 65(2), pp. 297-314.
- ARREAZA, A., L. M. CASTILLA and C. FERNÁNDEZ (2009), "The coming age of sovereign wealth funds", *Global Journal of Emerging Market Economies*, 1, pp. 25-41.
- BALDING, C. (2008), "A Portfolio Analysis of Sovereign Wealth Funds". Mimeo University of California Irvine.
- BARRO, R. (1996), "Democracy and Growth", *Journal of Economic Growth*, Springer, vol. 1(1), pp. 1-27.
- BEHRENDT, S. (2008). "When money talks. Arab sovereign wealth funds in the global public policy discourse", *Carnegie Papers*, 22, Carnegie Middle East Center, Washington DC. Available at [http://www.carnegieendowment.org/files/arab\\_sovereign\\_wealth\\_funds.pdf](http://www.carnegieendowment.org/files/arab_sovereign_wealth_funds.pdf).
- BEHRENDT, S. and B. KODMANI (eds.) (2009), "Managing Arab Sovereign Wealth in Turbulent Times— and Beyond", *Carnegie Papers*, 16, Carnegie Middle East Center, Washington DC. Available at [http://www.carnegie-mec.org/Library/Files/Uploaded%20Files/sovereign\\_wealth\\_turbulent.pdf](http://www.carnegie-mec.org/Library/Files/Uploaded%20Files/sovereign_wealth_turbulent.pdf).
- BEKAERT, G. and X. WANG (2009), "Home bias revisited", Columbia Business School (unpublished). Available at <http://www0.gsb.columbia.edu/faculty/gbekaert/research.html>.
- BERSTEIN, S., J. LERNER and A. SCHOAR, (2009), "The Investment Strategies of Sovereign Wealth Funds", *Working Paper Harvard Business School*, 09-112. Available at <http://www.hbs.edu/research/pdf/09-112.pdf>.
- BANK FOR INTERNATIONAL SETTLEMENTS (2008). "FX reserve management: Trends and challenges", *BIS Papers*, 40. Available at <http://www.tau.ac.il/~alexkuk/pdf/Paper.pdf>.
- BLUNDELL-WIGNALL, A., Y. HU and J. YERMO (2008), "Sovereign Wealth and Pension Fund Issues", *OECD Working Papers on Insurance and Private Pensions*, No. 14, OECD Publishing.
- BORTOLOTTI, B., V. FOTAK, W. MEGGINSON and W. MIRACKY (2009). "Sovereign Wealth Fund Investment Patterns and Performance". Working Paper, University of Oklahoma.
- BUSSE, M. (2003), "Democracy and FDI", *Working Paper* No. 220, Hamburg Institute of International Economics. Available at: <http://ssrn.com/abstract=384480>.
- BUSSE, M. and C. HEFEKER (2007). "Political risk, institutions and foreign direct investment", *European Journal of Political Economy*, vol. 23 (2), pp. 397-415.

- CAMPBELL, J., G. CHACKO, J. RODRIGUEZ and L.M. VICEIRA (2004), "Strategic asset allocation in a continuous-time VAR model", *Journal of Economic Dynamics and Control*, Elsevier, vol. 28(11), pp. 2195-2214.
- CHALAMISH, E. (2009), Rethinking Global Investment Regulation in the SWFs Era. Asian Society of International Law and National University of Singapore (forthcoming).
- CHEN, C. (2008). "Sovereign Wealth Funds, Macroeconomic Policy Alignment and Financial Stability", China Investment Corporation (unpublished and available at ssrn database).
- CHEN, C. (2009), "The Theoretical Logic of Sovereign Wealth Funds", China Investment Corporation (unpublished).
- CHESTERMAN, (2008). "The Turn to Ethics: Disinvestment from Multinational Corporations for Human Rights Violations - The Case of Norway's Sovereign Wealth Fund ", *NYU Law School, Public Law Research Paper No. 08-25* (unpublished). Available at: <http://www.simonchesterman.com/>
- CHHAOCHHARIA, V. and L. LAEVEN, (2008), "Sovereign Wealth Funds: Their Investments Strategies and Performance", *CEPR Working Paper*, No. 6959.
- CLARK, G. (2009), "Temptation and the Virtues of Long-Term Commitment: The Governance of Sovereign Wealth Fund Investment", *Oxford University Working Papers in Employment, Work and Finance*, 09-01, (unpublished). Available at: <http://www.geog.ox.ac.uk/research/transformations/wpapers/wpg09-01.html>.
- CLARK, G. and A. MONK (2009), "Government of Singapore Investment Corporation: Insurer of Last Resort and Bulwark of Nation-State Legitimacy", *Oxford University Working Papers in Employment, Work and Finance*, 09-05 (unpublished). Available at: <http://www.geog.ox.ac.uk/research/transformations/wpapers/wpg09-05.html>.
- COHEN, B. (2009), "Sovereign Wealth Funds and National Security: The Great Trade-off", Paper presented at the annual meeting of the ISA's 50th Annual Convention "Exploring the Past, Anticipating the Future", New York, February. Available at: [http://www.polsci.ucsb.edu/faculty/cohen/working/pdfs/SWF\\_text.pdf](http://www.polsci.ucsb.edu/faculty/cohen/working/pdfs/SWF_text.pdf).
- DEL GUERCIO, D. and J. HAWKINS, (1999), "The motivation and impact of pension fund activism", *Journal of Financial Economics* 52, pp. 293-340.
- DREZNER, D. (2008), "BIC by BRIC: The Emergent Regime for Sovereign Wealth Funds". Paper presented at the Princeton Summer Workshop on Rising States and Rising Institutions. Available at: <http://www.danieldrezner.com/research/swf1.pdf>.
- EL-ERIAN, M. (2008), "When markets collide. Investment strategies for the age of global economic change". New York: McGrawHill.
- ELSON, A. (2008), "The Sovereign Wealth Funds of Singapore", *World Economics*, Volume 9, Number 3, pp. 73 – 96.
- EPSTEIN, R., and A. ROSE (2009), "The Regulation of Sovereign Wealth Funds: The Virtues of Going Slow", *The University of Chicago Law Review*, 76, Winter, pp. 111-134, available at [http://lawreview.uchicago.edu/issues/archive/v76/76\\_1/Epstein.pdf](http://lawreview.uchicago.edu/issues/archive/v76/76_1/Epstein.pdf).
- FERNANDES, N. and A. BRIS (2009), "New life for sovereign wealth funds. Valuable contributors to long term shareholder value". Available at <http://www.imd.ch/research/challenges/TC015-09.cfm>.

- FERNANDES, N. (2009), "Sovereign Wealth Funds: Investment Choices and Implications around the World". IMD International, Working Paper (unpublished). Available at: <http://www.fcee.ucp.pt/docentes/url/nfernandes/>.
- FERREIRA, M. A. and P. MATOS (2007), "The color of investors' money: The role of institutional investors around the world", *Journal of Financial Economics*, forthcoming.
- FROT, E. and J. SANTISO (2008), "Development aid and portfolio funds: trends, volatility and allocation", *OECD Development Centre Working Paper*, 275. Available at: <http://www.oecd.org/dataoecd/46/52/41890256.pdf>
- FROT, E. and J. SANTISO (2009), "Herding in aid allocation", *OECD Development Centre Working Paper*, 279.
- GIEVE, J. (2008), "Sovereign wealth funds and global imbalances", Bank of England (unpublished). Available at <http://www.bankofengland.co.uk/publications/speeches/2008/speech339.pdf>.
- HAU, H. and H. REY (2008), "Home Bias at the Fund Level," *American Economic Review*, vol. 98(2), pp. 333-338.
- HAVRO, G. and J. SANTISO (2008), "To benefit from plenty: Lessons from Chile and Norway", *OECD Development Centre OECD Policy Brief*, No. 37.
- HELLEINER, E. (2009), "The Geopolitics of Sovereign Wealth Funds: An Introduction", *Geopolitics*, Volume 14, Issue 2 , pp. 300 – 304.
- INTERNATIONAL MONETARY FUND (2008), "Norway's Oil Fund Shows the Way for Wealth Funds", *IMF Survey Magazine: Policy*, 9 July, at: <http://www.imf.org/external/pubs/ft/survey/so/2008/POL070908A.htm>
- INTERNATIONAL WORKING GROUP ON SOVEREIGN WEALTH FUNDS (2008), "Sovereign Wealth Funds Generally Accepted Principles and Practices – Santiago Principles", Santiago de Chile.
- JEN, S. (2007a), "Sovereign wealth funds: what they are and what's happening", *World Economics*, vol. 8 (4), pp. 1-7.
- JEN, S. (2007b), "The definition of a sovereign wealth fund", London, Morgan Stanley Global Research. October. Available at <http://sovereignwealthfunds.files.wordpress.com/2008/01/the-definition-of-a-sovereign-wealth-fund-morgan-stanley-october-2007.pdf>.
- JEN, S. (2008), "Celebrating the birth of Russia SWF", London, Morgan Stanley Global Research. January. Available at <http://sovereignwealthfunds.files.wordpress.com/2008/02/celebrating-the-birth-of-russias-swf-morgan-stanley-janury-2008.pdf>.
- JENSEN, N. (2006). *Nation states and the multinational corporation: a political economy of foreign direct investment*, Princeton University Press, Princeton.
- JENSEN, N. (2009). "Firms level response to politics: political institutions and the operations of US multinationals", unpublished, available at <http://nathanjensen.wustl.edu/research.html>.
- JP MORGAN (2008), "Sovereign Wealth Funds: A Bottom-up Primer", JP Morgan Research. June Report.
- KENNAN, P. (2009), "Sovereign wealth funds and social arrears: should debts to citizens be treated differently than debts to other creditors". Available at: [http://works.bepress.com/cgi/viewcontent.cgi?article=1004&context=patrick\\_keenan](http://works.bepress.com/cgi/viewcontent.cgi?article=1004&context=patrick_keenan).
- KERN, S. (2009), "Sovereign wealth funds – global up-date", Deutsche Bank Report.

- KHORANA, A., S. HENRI, and P. TUFANO (2005), "Explaining the size of the mutual fund industry around the world", *Journal of Financial Economics* 78, pp. 145-185.
- KLEIN, A. and E. ZUR (2007), "Entrepreneurial shareholder activism: Hedge funds and other private Investors", *Working Paper*, New York University.
- KOTTER, J. and U. LEL (2008). "Friends or Foes? The Stock Price Impact of Sovereign Wealth Fund Investments and the Price of Keeping Secrets", *FRB International Finance Discussion Paper*, No. 940, Board of Governors of the Federal Reserve System.
- LI, Q., and A. RESNICK (2003), "Reversal of Fortunes: Democratic Institutions and Foreign Direct Investment Inflows to Developing Countries", *International Organization* 57, pp. 175-211.
- MONITOR GROUP (2008), *Assessing the risks and behaviours of sovereign wealth funds in the global economy*, Cambridge, Mass., Monitor Group.
- MONITOR GROUP and Fondazione ENI ENRICO MATTERI (2009), *Sovereign wealth fund investment behaviour. Analysis of sovereign wealth funds transactions during Q1 2009*, Cambridge, Mass. and Milan, Moniyor Group and Fondazione ENI Enrico Mattei. Available at [http://www.monitor.com/Portals/0/MonitorContent/documents/Monitor\\_SWF\\_Q1\\_2009\\_Report.pdf](http://www.monitor.com/Portals/0/MonitorContent/documents/Monitor_SWF_Q1_2009_Report.pdf).
- MONK, A. (2008a), "Recasting the Sovereign Wealth Fund Debate: Trust, Legitimacy and Governance", Boston College (unpublished).
- OCHOA, C. and P. KEENAN (2009), "The human rights potential o sovereign wealth funds", *Indiana University Maurer School of Law, Research Paper*, 132 (unpublished).
- OECD (2008), "Freedom of Investment, National Security and "Strategic" Industries: Progress Report by the Investment Committee". Available at <http://www.oecd.org/dataoecd/34/9/40408735.pdf>.
- OECD (2008b), "Sovereign Wealth Funds and Recipient Countries: Working Together to Maintain and Expand Freedom of Investment". Available at <http://www.oecd.org/dataoecd/0/23/41456730.pdf>.
- REISEN, H. (2008), "How to Spend it: Commodity and Non-commodity Sovereign Wealth Funds", *Deutsche Bank Research, Research Notes* No. 28, July.
- ROZANOV, A. (2005), "Who holds the wealth of nations", *Central Banking Journal*, Volume 15, number 4, pp. 52-57.
- ROZANOV, A. (2007), "*Sovereign wealth funds: defining liabilities*", State Street Global Advisors. Available at: [http://www.ssga.com/library/esps/Soverign\\_Wealth\\_Funds\\_Andre\\_Rozanov\\_4.27.07rev2CCRI1182371372.pdf](http://www.ssga.com/library/esps/Soverign_Wealth_Funds_Andre_Rozanov_4.27.07rev2CCRI1182371372.pdf).
- ROZANOV, A. (2008) "A Liability-Based Approach to Sovereign Wealth," *Central Banking Journal*, Vol. XVIII, No. 3.
- SANTISO, J. (2008), "Sovereign Development Funds: Key Financial Actors in the Shifting Wealth of Nations", *OECD Emerging Markets Network (EmNet) Working Paper*. Published in M. Rietveld, ed. (2008), *New perspectives on sovereign asset management*, London, Central Banking Publications, pp. 173-193.
- SANTISO J. and E. FROT (2008), "Development aid and portfolio funds: trends, volatility and allocation", *OECD Development Centre Working Paper*, 275. Available at: <http://www.oecd.org/dataoecd/46/52/41890256.pdf>.
- SANTISO, J. and E. FROT (2009), "Herding in aid allocation", *OECD Development Centre Working Paper*, 279.



- SETSER, B. and R. ZIEMBA (2009), "GCC sovereign wealth funds: reversal of fortune", *Council on Foreign Relations Working Paper*. Available at:  
[http://www.cfr.org/content/publications/attachments/CGS\\_WorkingPaper\\_5.pdf](http://www.cfr.org/content/publications/attachments/CGS_WorkingPaper_5.pdf).
- SUN, T. and H. HESSE (2009), "Sovereign Wealth Funds and Financial Stability. An Event Study Analysis," IMF Working Paper (forthcoming).
- TRUMAN, E. (2008), "Sovereign Wealth Funds: New Challenges from a Changing Landscape". Testimony before the Subcommittee on Domestic and International Monetary Policy, Trade and Technology, Financial Services Committee, US House of Representatives. Available at:  
<http://www.iie.com/publications/papers/truman0508.pdf>.
- WEINBERGER, F. and B. GOLUB (2007), "Asset allocation and risk management for sovereign wealth funds", in Johnson-Calari, J. and M. Rietveld (ed.), *"Sovereign Wealth Management"*. Central Banking Publications.
- ZIEMBA, R. (2008), "So, what are Sovereign Wealth Funds Targeting?: Assessing Benchmarks". RGE Ecomonitor.

## OTHER TITLES IN THE SERIES/ AUTRES TITRES DANS LA SÉRIE

The former series known as “Technical Papers” and “Webdocs” merged in November 2003 into “Development Centre Working Papers”. In the new series, former Webdocs 1-17 follow former Technical Papers 1-212 as Working Papers 213-229.

*All these documents may be downloaded from:*

<http://www.oecd.org/dev/wp> or obtained via e-mail ([dev.contact@oecd.org](mailto:dev.contact@oecd.org)).

Working Paper No.1, *Macroeconomic Adjustment and Income Distribution: A Macro-Micro Simulation Model*, by François Bourguignon, William H. Branson and Jaime de Melo, March 1989.

Working Paper No. 2, *International Interactions in Food and Agricultural Policies: The Effect of Alternative Policies*, by Joachim Zietz and Alberto Valdés, April, 1989.

Working Paper No. 3, *The Impact of Budget Retrenchment on Income Distribution in Indonesia: A Social Accounting Matrix Application*, by Steven Keuning and Erik Thorbecke, June 1989.

Working Paper No. 3a, *Statistical Annex: The Impact of Budget Retrenchment*, June 1989.

Document de travail No. 4, *Le Rééquilibrage entre le secteur public et le secteur privé : le cas du Mexique*, par C.-A. Michalet, juin 1989.

Working Paper No. 5, *Rebalancing the Public and Private Sectors: The Case of Malaysia*, by R. Leeds, July 1989.

Working Paper No. 6, *Efficiency, Welfare Effects, and Political Feasibility of Alternative Antipoverty and Adjustment Programs*, by Alain de Janvry and Elisabeth Sadoulet, December 1989.

Document de travail No. 7, *Ajustement et distribution des revenus : application d'un modèle macro-micro au Maroc*, par Christian Morriçon, avec la collaboration de Sylvie Lambert et Akiko Suwa, décembre 1989.

Working Paper No. 8, *Emerging Maize Biotechnologies and their Potential Impact*, by W. Burt Sundquist, December 1989.

Document de travail No. 9, *Analyse des variables socio-culturelles et de l'ajustement en Côte d'Ivoire*, par W. Weekes-Vagliani, janvier 1990.

Working Paper No. 10, *A Financial Computable General Equilibrium Model for the Analysis of Ecuador's Stabilization Programs*, by André Fargeix and Elisabeth Sadoulet, February 1990.

Working Paper No. 11, *Macroeconomic Aspects, Foreign Flows and Domestic Savings Performance in Developing Countries: A "State of The Art" Report*, by Anand Chandavarkar, February 1990.

Working Paper No. 12, *Tax Revenue Implications of the Real Exchange Rate: Econometric Evidence from Korea and Mexico*, by Virginia Fierro and Helmut Reisen, February 1990.

Working Paper No. 13, *Agricultural Growth and Economic Development: The Case of Pakistan*, by Naved Hamid and Wouter Tims, April 1990.

Working Paper No. 14, *Rebalancing the Public and Private Sectors in Developing Countries: The Case of Ghana*, by H. Akuoko-Frimpong, June 1990.

Working Paper No. 15, *Agriculture and the Economic Cycle: An Economic and Econometric Analysis with Special Reference to Brazil*, by Florence Contré and Ian Goldin, June 1990.

Working Paper No. 16, *Comparative Advantage: Theory and Application to Developing Country Agriculture*, by Ian Goldin, June 1990.

Working Paper No. 17, *Biotechnology and Developing Country Agriculture: Maize in Brazil*, by Bernardo Sorj and John Wilkinson, June 1990.

Working Paper No. 18, *Economic Policies and Sectoral Growth: Argentina 1913-1984*, by Yair Mundlak, Domingo Cavallo, Roberto Domenech, June 1990.

Working Paper No. 19, *Biotechnology and Developing Country Agriculture: Maize In Mexico*, by Jaime A. Matus Gardea, Arturo Puente Gonzalez and Cristina Lopez Peralta, June 1990.

Working Paper No. 20, *Biotechnology and Developing Country Agriculture: Maize in Thailand*, by Suthad Setboonsarng, July 1990.

- Working Paper No. 21, *International Comparisons of Efficiency in Agricultural Production*, by Guillermo Flichmann, July 1990.
- Working Paper No. 22, *Unemployment in Developing Countries: New Light on an Old Problem*, by David Turnham and Denizhan Eröcal, July 1990.
- Working Paper No. 23, *Optimal Currency Composition of Foreign Debt: the Case of Five Developing Countries*, by Pier Giorgio Gawronski, August 1990.
- Working Paper No. 24, *From Globalization to Regionalization: the Mexican Case*, by Wilson Peres Núñez, August 1990.
- Working Paper No. 25, *Electronics and Development in Venezuela: A User-Oriented Strategy and its Policy Implications*, by Carlota Perez, October 1990.
- Working Paper No. 26, *The Legal Protection of Software: Implications for Latecomer Strategies in Newly Industrialising Economies (NIEs) and Middle-Income Economies (MIEs)*, by Carlos Maria Correa, October 1990.
- Working Paper No. 27, *Specialization, Technical Change and Competitiveness in the Brazilian Electronics Industry*, by Claudio R. Frischtak, October 1990.
- Working Paper No. 28, *Internationalization Strategies of Japanese Electronics Companies: Implications for Asian Newly Industrializing Economies (NIEs)*, by Bundo Yamada, October 1990.
- Working Paper No. 29, *The Status and an Evaluation of the Electronics Industry in Taiwan*, by Gee San, October 1990.
- Working Paper No. 30, *The Indian Electronics Industry: Current Status, Perspectives and Policy Options*, by Ghayur Alam, October 1990.
- Working Paper No. 31, *Comparative Advantage in Agriculture in Ghana*, by James Pickett and E. Shaeeldin, October 1990.
- Working Paper No. 32, *Debt Overhang, Liquidity Constraints and Adjustment Incentives*, by Bert Hofman and Helmut Reisen, October 1990.
- Working Paper No. 34, *Biotechnology and Developing Country Agriculture: Maize in Indonesia*, by Hidjat Nataatmadja *et al.*, January 1991.
- Working Paper No. 35, *Changing Comparative Advantage in Thai Agriculture*, by Ammar Siamwalla, Suthad Setboonsarmg and Prasong Werakarnjanapongs, March 1991.
- Working Paper No. 36, *Capital Flows and the External Financing of Turkey's Imports*, by Ziya Önis and Süleyman Özmucur, July 1991.
- Working Paper No. 37, *The External Financing of Indonesia's Imports*, by Glenn P. Jenkins and Henry B.F. Lim, July 1991.
- Working Paper No. 38, *Long-term Capital Reflow under Macroeconomic Stabilization in Latin America*, by Beatriz Armendariz de Aghion, July 1991.
- Working Paper No. 39, *Buybacks of LDC Debt and the Scope for Forgiveness*, by Beatriz Armendariz de Aghion, July 1991.
- Working Paper No. 40, *Measuring and Modelling Non-Tariff Distortions with Special Reference to Trade in Agricultural Commodities*, by Peter J. Lloyd, July 1991.
- Working Paper No. 41, *The Changing Nature of IMF Conditionality*, by Jacques J. Polak, August 1991.
- Working Paper No. 42, *Time-Varying Estimates on the Openness of the Capital Account in Korea and Taiwan*, by Helmut Reisen and Héléne Yèches, August 1991.
- Working Paper No. 43, *Toward a Concept of Development Agreements*, by F. Gerard Adams, August 1991.
- Document de travail No. 44, *Le Partage du fardeau entre les créanciers de pays débiteurs défaillants*, par Jean-Claude Berthélemy et Ann Vourc'h, septembre 1991.
- Working Paper No. 45, *The External Financing of Thailand's Imports*, by Supote Chunanunthathum, October 1991.
- Working Paper No. 46, *The External Financing of Brazilian Imports*, by Enrico Colombatto, with Elisa Luciano, Luca Gargiulo, Pietro Garibaldi and Giuseppe Russo, October 1991.
- Working Paper No. 47, *Scenarios for the World Trading System and their Implications for Developing Countries*, by Robert Z. Lawrence, November 1991.
- Working Paper No. 48, *Trade Policies in a Global Context: Technical Specifications of the Rural/Urban-North/South (RUNS) Applied General Equilibrium Model*, by Jean-Marc Burniaux and Dominique van der Mensbrugge, November 1991.
- Working Paper No. 49, *Macro-Micro Linkages: Structural Adjustment and Fertilizer Policy in Sub-Saharan Africa*, by Jean-Marc Fontaine with the collaboration of Alice Sindzingre, December 1991.
- Working Paper No. 50, *Aggregation by Industry in General Equilibrium Models with International Trade*, by Peter J. Lloyd, December 1991.
- Working Paper No. 51, *Policy and Entrepreneurial Responses to the Montreal Protocol: Some Evidence from the Dynamic Asian Economies*, by David C. O'Connor, December 1991.
- Working Paper No. 52, *On the Pricing of LDC Debt: an Analysis Based on Historical Evidence from Latin America*, by Beatriz Armendariz de Aghion, February 1992.
- Working Paper No. 53, *Economic Regionalisation and Intra-Industry Trade: Pacific-Asian Perspectives*, by Kiichiro Fukasaku, February 1992.
- Working Paper No. 54, *Debt Conversions in Yugoslavia*, by Mojmir Mrak, February 1992.
- Working Paper No. 55, *Evaluation of Nigeria's Debt-Relief Experience (1985-1990)*, by N.E. Ogbe, March 1992.
- Document de travail No. 56, *L'Expérience de l'allègement de la dette du Mali*, par Jean-Claude Berthélemy, février 1992.
- Working Paper No. 57, *Conflict or Indifference: US Multinationals in a World of Regional Trading Blocs*, by Louis T. Wells, Jr., March 1992.
- Working Paper No. 58, *Japan's Rapidly Emerging Strategy Toward Asia*, by Edward J. Lincoln, April 1992.
- Working Paper No. 59, *The Political Economy of Stabilization Programmes in Developing Countries*, by Bruno S. Frey and Reiner Eichenberger, April 1992.

- Working Paper No. 60, *Some Implications of Europe 1992 for Developing Countries*, by Sheila Page, April 1992.
- Working Paper No. 61, *Taiwanese Corporations in Globalisation and Regionalisation*, by Gee San, April 1992.
- Working Paper No. 62, *Lessons from the Family Planning Experience for Community-Based Environmental Education*, by Winifred Weekes-Vagliani, April 1992.
- Working Paper No. 63, *Mexican Agriculture in the Free Trade Agreement: Transition Problems in Economic Reform*, by Santiago Levy and Sweder van Wijnbergen, May 1992.
- Working Paper No. 64, *Offensive and Defensive Responses by European Multinationals to a World of Trade Blocs*, by John M. Stopford, May 1992.
- Working Paper No. 65, *Economic Integration in the Pacific Region*, by Richard Drobnick, May 1992.
- Working Paper No. 66, *Latin America in a Changing Global Environment*, by Winston Fritsch, May 1992.
- Working Paper No. 67, *An Assessment of the Brady Plan Agreements*, by Jean-Claude Berthélemy and Robert Lensink, May 1992.
- Working Paper No. 68, *The Impact of Economic Reform on the Performance of the Seed Sector in Eastern and Southern Africa*, by Elizabeth Cromwell, June 1992.
- Working Paper No. 69, *Impact of Structural Adjustment and Adoption of Technology on Competitiveness of Major Cocoa Producing Countries*, by Emily M. Bloomfield and R. Antony Lass, June 1992.
- Working Paper No. 70, *Structural Adjustment and Moroccan Agriculture: an Assessment of the Reforms in the Sugar and Cereal Sectors*, by Jonathan Kydd and Sophie Thoyer, June 1992.
- Document de travail No. 71, *L'Allègement de la dette au Club de Paris : les évolutions récentes en perspective*, par Ann Vourc'h, juin 1992.
- Working Paper No. 72, *Biotechnology and the Changing Public/Private Sector Balance: Developments in Rice and Cocoa*, by Carliene Brenner, July 1992.
- Working Paper No. 73, *Namibian Agriculture: Policies and Prospects*, by Walter Elkan, Peter Amutenya, Jochbeth Andima, Robin Sherbourne and Eline van der Linden, July 1992.
- Working Paper No. 74, *Agriculture and the Policy Environment: Zambia and Zimbabwe*, by Doris J. Jansen and Andrew Rukovo, July 1992.
- Working Paper No. 75, *Agricultural Productivity and Economic Policies: Concepts and Measurements*, by Yair Mundlak, August 1992.
- Working Paper No. 76, *Structural Adjustment and the Institutional Dimensions of Agricultural Research and Development in Brazil: Soybeans, Wheat and Sugar Cane*, by John Wilkinson and Bernardo Sorj, August 1992.
- Working Paper No. 77, *The Impact of Laws and Regulations on Micro and Small Enterprises in Niger and Swaziland*, by Isabelle Joumard, Carl Liedholm and Donald Mead, September 1992.
- Working Paper No. 78, *Co-Financing Transactions between Multilateral Institutions and International Banks*, by Michel Bouchet and Amit Ghose, October 1992.
- Document de travail No. 79, *Allègement de la dette et croissance : le cas mexicain*, par Jean-Claude Berthélemy et Ann Vourc'h, octobre 1992.
- Document de travail No. 80, *Le Secteur informel en Tunisie : cadre réglementaire et pratique courante*, par Abderrahman Ben Zakour et Farouk Kria, novembre 1992.
- Working Paper No. 81, *Small-Scale Industries and Institutional Framework in Thailand*, by Naruemol Bunjongjit and Xavier Oudin, November 1992.
- Working Paper No. 81a, *Statistical Annex: Small-Scale Industries and Institutional Framework in Thailand*, by Naruemol Bunjongjit and Xavier Oudin, November 1992.
- Document de travail No. 82, *L'Expérience de l'allègement de la dette du Niger*, par Ann Vourc'h et Maina Boukar Moussa, novembre 1992.
- Working Paper No. 83, *Stabilization and Structural Adjustment in Indonesia: an Intertemporal General Equilibrium Analysis*, by David Roland-Holst, November 1992.
- Working Paper No. 84, *Striving for International Competitiveness: Lessons from Electronics for Developing Countries*, by Jan Maarten de Vet, March 1993.
- Document de travail No. 85, *Micro-entreprises et cadre institutionnel en Algérie*, par Hocine Benissad, mars 1993.
- Working Paper No. 86, *Informal Sector and Regulations in Ecuador and Jamaica*, by Emilio Klein and Victor E. Tokman, August 1993.
- Working Paper No. 87, *Alternative Explanations of the Trade-Output Correlation in the East Asian Economies*, by Colin I. Bradford Jr. and Naomi Chakwin, August 1993.
- Document de travail No. 88, *La Faisabilité politique de l'ajustement dans les pays africains*, par Christian Morrisson, Jean-Dominique Lafay et Sébastien Dessus, novembre 1993.
- Working Paper No. 89, *China as a Leading Pacific Economy*, by Kiichiro Fukasaku and Mingyuan Wu, November 1993.
- Working Paper No. 90, *A Detailed Input-Output Table for Morocco, 1990*, by Maurizio Bussolo and David Roland-Holst, November 1993.
- Working Paper No. 91, *International Trade and the Transfer of Environmental Costs and Benefits*, by Hiro Lee and David Roland-Holst, December 1993.
- Working Paper No. 92, *Economic Instruments in Environmental Policy: Lessons from the OECD Experience and their Relevance to Developing Economies*, by Jean-Philippe Barde, January 1994.
- Working Paper No. 93, *What Can Developing Countries Learn from OECD Labour Market Programmes and Policies?*, by Åsa Sohlman with David Turnham, January 1994.

- Working Paper No. 94, *Trade Liberalization and Employment Linkages in the Pacific Basin*, by Hiro Lee and David Roland-Holst, February 1994.
- Working Paper No. 95, *Participatory Development and Gender: Articulating Concepts and Cases*, by Winifred Weekes-Vagliani, February 1994.
- Document de travail No. 96, *Promouvoir la maîtrise locale et régionale du développement : une démarche participative à Madagascar*, par Philippe de Rham et Bernard Lecomte, juin 1994.
- Working Paper No. 97, *The OECD Green Model: an Updated Overview*, by Hiro Lee, Joaquim Oliveira-Martins and Dominique van der Mensbrugghe, August 1994.
- Working Paper No. 98, *Pension Funds, Capital Controls and Macroeconomic Stability*, by Helmut Reisen and John Williamson, August 1994.
- Working Paper No. 99, *Trade and Pollution Linkages: Piecemeal Reform and Optimal Intervention*, by John Beghin, David Roland-Holst and Dominique van der Mensbrugghe, October 1994.
- Working Paper No. 100, *International Initiatives in Biotechnology for Developing Country Agriculture: Promises and Problems*, by Carliene Brenner and John Komen, October 1994.
- Working Paper No. 101, *Input-based Pollution Estimates for Environmental Assessment in Developing Countries*, by Sébastien Dessus, David Roland-Holst and Dominique van der Mensbrugghe, October 1994.
- Working Paper No. 102, *Transitional Problems from Reform to Growth: Safety Nets and Financial Efficiency in the Adjusting Egyptian Economy*, by Mahmoud Abdel-Fadil, December 1994.
- Working Paper No. 103, *Biotechnology and Sustainable Agriculture: Lessons from India*, by Ghayur Alam, December 1994.
- Working Paper No. 104, *Crop Biotechnology and Sustainability: a Case Study of Colombia*, by Luis R. Sanint, January 1995.
- Working Paper No. 105, *Biotechnology and Sustainable Agriculture: the Case of Mexico*, by José Luis Solleiro Rebolledo, January 1995.
- Working Paper No. 106, *Empirical Specifications for a General Equilibrium Analysis of Labor Market Policies and Adjustments*, by Andréa Maechler and David Roland-Holst, May 1995.
- Document de travail No. 107, *Les Migrants, partenaires de la coopération internationale : le cas des Maliens de France*, par Christophe Daum, juillet 1995.
- Document de travail No. 108, *Ouverture et croissance industrielle en Chine : étude empirique sur un échantillon de villes*, par Sylvie Démurger, septembre 1995.
- Working Paper No. 109, *Biotechnology and Sustainable Crop Production in Zimbabwe*, by John J. Woodend, December 1995.
- Document de travail No. 110, *Politiques de l'environnement et libéralisation des échanges au Costa Rica : une vue d'ensemble*, par Sébastien Dessus et Maurizio Bussolo, février 1996.
- Working Paper No. 111, *Grow Now/Clean Later, or the Pursuit of Sustainable Development?*, by David O'Connor, March 1996.
- Working Paper No. 112, *Economic Transition and Trade-Policy Reform: Lessons from China*, by Kiichiro Fukasaku and Henri-Bernard Solignac Lecomte, July 1996.
- Working Paper No. 113, *Chinese Outward Investment in Hong Kong: Trends, Prospects and Policy Implications*, by Yun-Wing Sung, July 1996.
- Working Paper No. 114, *Vertical Intra-industry Trade between China and OECD Countries*, by Lisbeth Hellvin, July 1996.
- Document de travail No. 115, *Le Rôle du capital public dans la croissance des pays en développement au cours des années 80*, par Sébastien Dessus et Rémy Herrera, juillet 1996.
- Working Paper No. 116, *General Equilibrium Modelling of Trade and the Environment*, by John Beghin, Sébastien Dessus, David Roland-Holst and Dominique van der Mensbrugghe, September 1996.
- Working Paper No. 117, *Labour Market Aspects of State Enterprise Reform in Viet Nam*, by David O'Connor, September 1996.
- Document de travail No. 118, *Croissance et compétitivité de l'industrie manufacturière au Sénégal*, par Thierry Latreille et Aristomène Varoudakis, octobre 1996.
- Working Paper No. 119, *Evidence on Trade and Wages in the Developing World*, by Donald J. Robbins, December 1996.
- Working Paper No. 120, *Liberalising Foreign Investments by Pension Funds: Positive and Normative Aspects*, by Helmut Reisen, January 1997.
- Document de travail No. 121, *Capital Humain, ouverture extérieure et croissance : estimation sur données de panel d'un modèle à coefficients variables*, par Jean-Claude Berthélemy, Sébastien Dessus et Aristomène Varoudakis, janvier 1997.
- Working Paper No. 122, *Corruption: The Issues*, by Andrew W. Goudie and David Stasavage, January 1997.
- Working Paper No. 123, *Outflows of Capital from China*, by David Wall, March 1997.
- Working Paper No. 124, *Emerging Market Risk and Sovereign Credit Ratings*, by Guillermo Larraín, Helmut Reisen and Julia von Maltzan, April 1997.
- Working Paper No. 125, *Urban Credit Co-operatives in China*, by Eric Girardin and Xie Ping, August 1997.
- Working Paper No. 126, *Fiscal Alternatives of Moving from Unfunded to Funded Pensions*, by Robert Holzmann, August 1997.
- Working Paper No. 127, *Trade Strategies for the Southern Mediterranean*, by Peter A. Petri, December 1997.
- Working Paper No. 128, *The Case of Missing Foreign Investment in the Southern Mediterranean*, by Peter A. Petri, December 1997.
- Working Paper No. 129, *Economic Reform in Egypt in a Changing Global Economy*, by Joseph Licari, December 1997.

- Working Paper No. 130, *Do Funded Pensions Contribute to Higher Aggregate Savings? A Cross-Country Analysis*, by Jeanine Bailliu and Helmut Reisen, December 1997.
- Working Paper No. 131, *Long-run Growth Trends and Convergence Across Indian States*, by Rayaprolu Nagaraj, Aristomène Varoudakis and Marie-Ange Véganzonès, January 1998.
- Working Paper No. 132, *Sustainable and Excessive Current Account Deficits*, by Helmut Reisen, February 1998.
- Working Paper No. 133, *Intellectual Property Rights and Technology Transfer in Developing Country Agriculture: Rhetoric and Reality*, by Carliene Brenner, March 1998.
- Working Paper No. 134, *Exchange-rate Management and Manufactured Exports in Sub-Saharan Africa*, by Khalid Sekkat and Aristomène Varoudakis, March 1998.
- Working Paper No. 135, *Trade Integration with Europe, Export Diversification and Economic Growth in Egypt*, by Sébastien Dessus and Akiko Suwa-Eisenmann, June 1998.
- Working Paper No. 136, *Domestic Causes of Currency Crises: Policy Lessons for Crisis Avoidance*, by Helmut Reisen, June 1998.
- Working Paper No. 137, *A Simulation Model of Global Pension Investment*, by Landis MacKellar and Helmut Reisen, August 1998.
- Working Paper No. 138, *Determinants of Customs Fraud and Corruption: Evidence from Two African Countries*, by David Stasavage and Cécile Daubrée, August 1998.
- Working Paper No. 139, *State Infrastructure and Productive Performance in Indian Manufacturing*, by Arup Mitra, Aristomène Varoudakis and Marie-Ange Véganzonès, August 1998.
- Working Paper No. 140, *Rural Industrial Development in Viet Nam and China: A Study in Contrasts*, by David O'Connor, September 1998.
- Working Paper No. 141, *Labour Market Aspects of State Enterprise Reform in China*, by Fan Gang, Maria Rosa Lunati and David O'Connor, October 1998.
- Working Paper No. 142, *Fighting Extreme Poverty in Brazil: The Influence of Citizens' Action on Government Policies*, by Fernanda Lopes de Carvalho, November 1998.
- Working Paper No. 143, *How Bad Governance Impedes Poverty Alleviation in Bangladesh*, by Rehman Sobhan, November 1998.
- Document de travail No. 144, *La libéralisation de l'agriculture tunisienne et l'Union européenne: une vue prospective*, par Mohamed Abdelbasset Chemingui et Sébastien Dessus, février 1999.
- Working Paper No. 145, *Economic Policy Reform and Growth Prospects in Emerging African Economies*, by Patrick Guillaumont, Sylviane Guillaumont Jeanneney and Aristomène Varoudakis, March 1999.
- Working Paper No. 146, *Structural Policies for International Competitiveness in Manufacturing: The Case of Cameroon*, by Ludvig Söderling, March 1999.
- Working Paper No. 147, *China's Unfinished Open-Economy Reforms: Liberalisation of Services*, by Kiichiro Fukasaku, Yu Ma and Qiumei Yang, April 1999.
- Working Paper No. 148, *Boom and Bust and Sovereign Ratings*, by Helmut Reisen and Julia von Maltzan, June 1999.
- Working Paper No. 149, *Economic Opening and the Demand for Skills in Developing Countries: A Review of Theory and Evidence*, by David O'Connor and Maria Rosa Lunati, June 1999.
- Working Paper No. 150, *The Role of Capital Accumulation, Adjustment and Structural Change for Economic Take-off: Empirical Evidence from African Growth Episodes*, by Jean-Claude Berthélemy and Ludvig Söderling, July 1999.
- Working Paper No. 151, *Gender, Human Capital and Growth: Evidence from Six Latin American Countries*, by Donald J. Robbins, September 1999.
- Working Paper No. 152, *The Politics and Economics of Transition to an Open Market Economy in Viet Nam*, by James Riedel and William S. Turley, September 1999.
- Working Paper No. 153, *The Economics and Politics of Transition to an Open Market Economy: China*, by Wing Thye Woo, October 1999.
- Working Paper No. 154, *Infrastructure Development and Regulatory Reform in Sub-Saharan Africa: The Case of Air Transport*, by Andrea E. Goldstein, October 1999.
- Working Paper No. 155, *The Economics and Politics of Transition to an Open Market Economy: India*, by Ashok V. Desai, October 1999.
- Working Paper No. 156, *Climate Policy Without Tears: CGE-Based Ancillary Benefits Estimates for Chile*, by Sébastien Dessus and David O'Connor, November 1999.
- Document de travail No. 157, *Dépenses d'éducation, qualité de l'éducation et pauvreté : l'exemple de cinq pays d'Afrique francophone*, par Katharina Michaelowa, avril 2000.
- Document de travail No. 158, *Une estimation de la pauvreté en Afrique subsaharienne d'après les données anthropométriques*, par Christian Morrisson, Hélène Guilmeau et Charles Linskens, mai 2000.
- Working Paper No. 159, *Converging European Transitions*, by Jorge Braga de Macedo, July 2000.
- Working Paper No. 160, *Capital Flows and Growth in Developing Countries: Recent Empirical Evidence*, by Marcelo Soto, July 2000.
- Working Paper No. 161, *Global Capital Flows and the Environment in the 21st Century*, by David O'Connor, July 2000.
- Working Paper No. 162, *Financial Crises and International Architecture: A "Eurocentric" Perspective*, by Jorge Braga de Macedo, August 2000.
- Document de travail No. 163, *Résoudre le problème de la dette : de l'initiative PPTE à Cologne*, par Anne Joseph, août 2000.

- Working Paper No. 164, *E-Commerce for Development: Prospects and Policy Issues*, by Andrea Goldstein and David O'Connor, September 2000.
- Working Paper No. 165, *Negative Alchemy? Corruption and Composition of Capital Flows*, by Shang-Jin Wei, October 2000.
- Working Paper No. 166, *The HIPC Initiative: True and False Promises*, by Daniel Cohen, October 2000.
- Document de travail No. 167, *Les facteurs explicatifs de la malnutrition en Afrique subsaharienne*, par Christian Morrisson et Charles Linskens, octobre 2000.
- Working Paper No. 168, *Human Capital and Growth: A Synthesis Report*, by Christopher A. Pissarides, November 2000.
- Working Paper No. 169, *Obstacles to Expanding Intra-African Trade*, by Roberto Longo and Khalid Sekkat, March 2001.
- Working Paper No. 170, *Regional Integration In West Africa*, by Ernest Aryeetey, March 2001.
- Working Paper No. 171, *Regional Integration Experience in the Eastern African Region*, by Andrea Goldstein and Njuguna S. Ndung'u, March 2001.
- Working Paper No. 172, *Integration and Co-operation in Southern Africa*, by Carolyn Jenkins, March 2001.
- Working Paper No. 173, *FDI in Sub-Saharan Africa*, by Ludger Odenthal, March 2001
- Document de travail No. 174, *La réforme des télécommunications en Afrique subsaharienne*, par Patrick Plane, mars 2001.
- Working Paper No. 175, *Fighting Corruption in Customs Administration: What Can We Learn from Recent Experiences?*, by Irène Hors; April 2001.
- Working Paper No. 176, *Globalisation and Transformation: Illusions and Reality*, by Grzegorz W. Kolodko, May 2001.
- Working Paper No. 177, *External Solvency, Dollarisation and Investment Grade: Towards a Virtuous Circle?*, by Martin Grandes, June 2001.
- Document de travail No. 178, *Congo 1965-1999: Les espoirs déçus du « Brésil africain »*, par Joseph Maton avec Henri-Bernard Solignac Lecomte, septembre 2001.
- Working Paper No. 179, *Growth and Human Capital: Good Data, Good Results*, by Daniel Cohen and Marcelo Soto, September 2001.
- Working Paper No. 180, *Corporate Governance and National Development*, by Charles P. Oman, October 2001.
- Working Paper No. 181, *How Globalisation Improves Governance*, by Federico Bonaglia, Jorge Braga de Macedo and Maurizio Bussolo, November 2001.
- Working Paper No. 182, *Clearing the Air in India: The Economics of Climate Policy with Ancillary Benefits*, by Maurizio Bussolo and David O'Connor, November 2001.
- Working Paper No. 183, *Globalisation, Poverty and Inequality in sub-Saharan Africa: A Political Economy Appraisal*, by Yvonne M. Tsikata, December 2001.
- Working Paper No. 184, *Distribution and Growth in Latin America in an Era of Structural Reform: The Impact of Globalisation*, by Samuel A. Morley, December 2001.
- Working Paper No. 185, *Globalisation, Liberalisation, Poverty and Income Inequality in Southeast Asia*, by K.S. Jomo, December 2001.
- Working Paper No. 186, *Globalisation, Growth and Income Inequality: The African Experience*, by Steve Kayizzi-Mugerwa, December 2001.
- Working Paper No. 187, *The Social Impact of Globalisation in Southeast Asia*, by Mari Pangestu, December 2001.
- Working Paper No. 188, *Where Does Inequality Come From? Ideas and Implications for Latin America*, by James A. Robinson, December 2001.
- Working Paper No. 189, *Policies and Institutions for E-Commerce Readiness: What Can Developing Countries Learn from OECD Experience?*, by Paulo Bastos Tigre and David O'Connor, April 2002.
- Document de travail No. 190, *La réforme du secteur financier en Afrique*, par Anne Joseph, juillet 2002.
- Working Paper No. 191, *Virtuous Circles? Human Capital Formation, Economic Development and the Multinational Enterprise*, by Ethan B. Kapstein, August 2002.
- Working Paper No. 192, *Skill Upgrading in Developing Countries: Has Inward Foreign Direct Investment Played a Role?*, by Matthew J. Slaughter, August 2002.
- Working Paper No. 193, *Government Policies for Inward Foreign Direct Investment in Developing Countries: Implications for Human Capital Formation and Income Inequality*, by Dirk Willem te Velde, August 2002.
- Working Paper No. 194, *Foreign Direct Investment and Intellectual Capital Formation in Southeast Asia*, by Bryan K. Ritchie, August 2002.
- Working Paper No. 195, *FDI and Human Capital: A Research Agenda*, by Magnus Blomström and Ari Kokko, August 2002.
- Working Paper No. 196, *Knowledge Diffusion from Multinational Enterprises: The Role of Domestic and Foreign Knowledge-Enhancing Activities*, by Yasuyuki Todo and Koji Miyamoto, August 2002.
- Working Paper No. 197, *Why Are Some Countries So Poor? Another Look at the Evidence and a Message of Hope*, by Daniel Cohen and Marcelo Soto, October 2002.
- Working Paper No. 198, *Choice of an Exchange-Rate Arrangement, Institutional Setting and Inflation: Empirical Evidence from Latin America*, by Andreas Freytag, October 2002.
- Working Paper No. 199, *Will Basel II Affect International Capital Flows to Emerging Markets?*, by Beatrice Weder and Michael Wedow, October 2002.
- Working Paper No. 200, *Convergence and Divergence of Sovereign Bond Spreads: Lessons from Latin America*, by Martin Grandes, October 2002.
- Working Paper No. 201, *Prospects for Emerging-Market Flows amid Investor Concerns about Corporate Governance*, by Helmut Reisen, November 2002.

- Working Paper No. 202, *Rediscovering Education in Growth Regressions*, by Marcelo Soto, November 2002.
- Working Paper No. 203, *Incentive Bidding for Mobile Investment: Economic Consequences and Potential Responses*, by Andrew Charlton, January 2003.
- Working Paper No. 204, *Health Insurance for the Poor? Determinants of participation Community-Based Health Insurance Schemes in Rural Senegal*, by Johannes Jütting, January 2003.
- Working Paper No. 205, *China's Software Industry and its Implications for India*, by Ted Tschang, February 2003.
- Working Paper No. 206, *Agricultural and Human Health Impacts of Climate Policy in China: A General Equilibrium Analysis with Special Reference to Guangdong*, by David O'Connor, Fan Zhai, Kristin Aunan, Terje Berntsen and Haakon Vennemo, March 2003.
- Working Paper No. 207, *India's Information Technology Sector: What Contribution to Broader Economic Development?*, by Nirvikar Singh, March 2003.
- Working Paper No. 208, *Public Procurement: Lessons from Kenya, Tanzania and Uganda*, by Walter Odhiambo and Paul Kamau, March 2003.
- Working Paper No. 209, *Export Diversification in Low-Income Countries: An International Challenge after Doha*, by Federico Bonaglia and Kiichiro Fukasaku, June 2003.
- Working Paper No. 210, *Institutions and Development: A Critical Review*, by Johannes Jütting, July 2003.
- Working Paper No. 211, *Human Capital Formation and Foreign Direct Investment in Developing Countries*, by Koji Miyamoto, July 2003.
- Working Paper No. 212, *Central Asia since 1991: The Experience of the New Independent States*, by Richard Pomfret, July 2003.
- Working Paper No. 213, *A Multi-Region Social Accounting Matrix (1995) and Regional Environmental General Equilibrium Model for India (REGEMI)*, by Maurizio Bussolo, Mohamed Chemingui and David O'Connor, November 2003.
- Working Paper No. 214, *Ratings Since the Asian Crisis*, by Helmut Reisen, November 2003.
- Working Paper No. 215, *Development Redux: Reflections for a New Paradigm*, by Jorge Braga de Macedo, November 2003.
- Working Paper No. 216, *The Political Economy of Regulatory Reform: Telecoms in the Southern Mediterranean*, by Andrea Goldstein, November 2003.
- Working Paper No. 217, *The Impact of Education on Fertility and Child Mortality: Do Fathers Really Matter Less than Mothers?*, by Lucia Breierova and Esther Duflo, November 2003.
- Working Paper No. 218, *Float in Order to Fix? Lessons from Emerging Markets for EU Accession Countries*, by Jorge Braga de Macedo and Helmut Reisen, November 2003.
- Working Paper No. 219, *Globalisation in Developing Countries: The Role of Transaction Costs in Explaining Economic Performance in India*, by Maurizio Bussolo and John Whalley, November 2003.
- Working Paper No. 220, *Poverty Reduction Strategies in a Budget-Constrained Economy: The Case of Ghana*, by Maurizio Bussolo and Jeffery I. Round, November 2003.
- Working Paper No. 221, *Public-Private Partnerships in Development: Three Applications in Timor Leste*, by José Braz, November 2003.
- Working Paper No. 222, *Public Opinion Research, Global Education and Development Co-operation Reform: In Search of a Virtuous Circle*, by Ida Mc Donnell, Henri-Bernard Solignac Lecomte and Liam Wegimont, November 2003.
- Working Paper No. 223, *Building Capacity to Trade: What Are the Priorities?*, by Henry-Bernard Solignac Lecomte, November 2003.
- Working Paper No. 224, *Of Flying Geeks and O-Rings: Locating Software and IT Services in India's Economic Development*, by David O'Connor, November 2003.
- Document de travail No. 225, *Cap Vert: Gouvernance et Développement*, par Jaime Lourenço and Colm Foy, novembre 2003.
- Working Paper No. 226, *Globalisation and Poverty Changes in Colombia*, by Maurizio Bussolo and Jann Lay, November 2003.
- Working Paper No. 227, *The Composite Indicator of Economic Activity in Mozambique (ICAE): Filling in the Knowledge Gaps to Enhance Public-Private Partnership (PPP)*, by Roberto J. Tibana, November 2003.
- Working Paper No. 228, *Economic-Reconstruction in Post-Conflict Transitions: Lessons for the Democratic Republic of Congo (DRC)*, by Graciana del Castillo, November 2003.
- Working Paper No. 229, *Providing Low-Cost Information Technology Access to Rural Communities In Developing Countries: What Works? What Pays?* by Georg Caspary and David O'Connor, November 2003.
- Working Paper No. 230, *The Currency Premium and Local-Currency Denominated Debt Costs in South Africa*, by Martin Grandes, Marcel Peter and Nicolas Pinaud, December 2003.
- Working Paper No. 231, *Macroeconomic Convergence in Southern Africa: The Rand Zone Experience*, by Martin Grandes, December 2003.
- Working Paper No. 232, *Financing Global and Regional Public Goods through ODA: Analysis and Evidence from the OECD Creditor Reporting System*, by Helmut Reisen, Marcelo Soto and Thomas Weithöner, January 2004.
- Working Paper No. 233, *Land, Violent Conflict and Development*, by Nicolas Pons-Vignon and Henri-Bernard Solignac Lecomte, February 2004.
- Working Paper No. 234, *The Impact of Social Institutions on the Economic Role of Women in Developing Countries*, by Christian Morrisson and Johannes Jütting, May 2004.
- Document de travail No. 235, *La condition des femmes en Inde, Kenya, Soudan et Tunisie*, par Christian Morrisson, août 2004.
- Working Paper No. 236, *Decentralisation and Poverty in Developing Countries: Exploring the Impact*, by Johannes Jütting, Céline Kauffmann, Ida Mc Donnell, Holger Osterrieder, Nicolas Pinaud and Lucia Wegner, August 2004.
- Working Paper No. 237, *Natural Disasters and Adaptive Capacity*, by Jeff Dayton-Johnson, August 2004.



- Working Paper No. 238, *Public Opinion Polling and the Millennium Development Goals*, by Jude Fransman, Alphonse L. MacDonnald, Ida Mc Donnell and Nicolas Pons-Vignon, October 2004.
- Working Paper No. 239, *Overcoming Barriers to Competitiveness*, by Orsetta Causa and Daniel Cohen, December 2004.
- Working Paper No. 240, *Extending Insurance? Funeral Associations in Ethiopia and Tanzania*, by Stefan Dercon, Tessa Bold, Joachim De Weerd and Alula Pankhurst, December 2004.
- Working Paper No. 241, *Macroeconomic Policies: New Issues of Interdependence*, by Helmut Reisen, Martin Grandes and Nicolas Pinaud, January 2005.
- Working Paper No. 242, *Institutional Change and its Impact on the Poor and Excluded: The Indian Decentralisation Experience*, by D. Narayana, January 2005.
- Working Paper No. 243, *Impact of Changes in Social Institutions on Income Inequality in China*, by Hiroko Uchimura, May 2005.
- Working Paper No. 244, *Priorities in Global Assistance for Health, AIDS and Population (HAP)*, by Landis MacKellar, June 2005.
- Working Paper No. 245, *Trade and Structural Adjustment Policies in Selected Developing Countries*, by Jens Andersson, Federico Bonaglia, Kiichiro Fukasaku and Caroline Lesser, July 2005.
- Working Paper No. 246, *Economic Growth and Poverty Reduction: Measurement and Policy Issues*, by Stephan Klasen, (September 2005).
- Working Paper No. 247, *Measuring Gender (In)Equality: Introducing the Gender, Institutions and Development Data Base (GID)*, by Johannes P. Jütting, Christian Morrisson, Jeff Dayton-Johnson and Denis Drechsler (March 2006).
- Working Paper No. 248, *Institutional Bottlenecks for Agricultural Development: A Stock-Taking Exercise Based on Evidence from Sub-Saharan Africa* by Juan R. de Laiglesia, March 2006.
- Working Paper No. 249, *Migration Policy and its Interactions with Aid, Trade and Foreign Direct Investment Policies: A Background Paper*, by Theodora Xenogiani, June 2006.
- Working Paper No. 250, *Effects of Migration on Sending Countries: What Do We Know?* by Louka T. Katseli, Robert E.B. Lucas and Theodora Xenogiani, June 2006.
- Document de travail No. 251, *L'aide au développement et les autres flux nord-sud : complémentarité ou substitution ?*, par Denis Cogneau et Sylvie Lambert, juin 2006.
- Working Paper No. 252, *Angel or Devil? China's Trade Impact on Latin American Emerging Markets*, by Jorge Blázquez-Lidoy, Javier Rodríguez and Javier Santiso, June 2006.
- Working Paper No. 253, *Policy Coherence for Development: A Background Paper on Foreign Direct Investment*, by Thierry Mayer, July 2006.
- Working Paper No. 254, *The Coherence of Trade Flows and Trade Policies with Aid and Investment Flows*, by Akiko Suwa-Eisenmann and Thierry Verdier, August 2006.
- Document de travail No. 255, *Structures familiales, transferts et épargne : examen*, par Christian Morrisson, août 2006.
- Working Paper No. 256, *Ulysses, the Sirens and the Art of Navigation: Political and Technical Rationality in Latin America*, by Javier Santiso and Laurence Whitehead, September 2006.
- Working Paper No. 257, *Developing Country Multinationals: South-South Investment Comes of Age*, by Dilek Aykut and Andrea Goldstein, November 2006.
- Working Paper No. 258, *The Usual Suspects: A Primer on Investment Banks' Recommendations and Emerging Markets*, by Sebastián Nieto-Parra and Javier Santiso, January 2007.
- Working Paper No. 259, *Banking on Democracy: The Political Economy of International Private Bank Lending in Emerging Markets*, by Javier Rodríguez and Javier Santiso, March 2007.
- Working Paper No. 260, *New Strategies for Emerging Domestic Sovereign Bond Markets*, by Hans Blommestein and Javier Santiso, April 2007.
- Working Paper No. 261, *Privatisation in the MEDA region. Where do we stand?*, by Céline Kauffmann and Lucia Wegner, July 2007.
- Working Paper No. 262, *Strengthening Productive Capacities in Emerging Economies through Internationalisation: Evidence from the Appliance Industry*, by Federico Bonaglia and Andrea Goldstein, July 2007.
- Working Paper No. 263, *Banking on Development: Private Banks and Aid Donors in Developing Countries*, by Javier Rodríguez and Javier Santiso, November 2007.
- Working Paper No. 264, *Fiscal Decentralisation, Chinese Style: Good for Health Outcomes?*, by Hiroko Uchimura and Johannes Jütting, November 2007.
- Working Paper No. 265, *Private Sector Participation and Regulatory Reform in Water supply: the Southern Mediterranean Experience*, by Edouard Pérard, January 2008.
- Working Paper No. 266, *Informal Employment Re-loaded*, by Johannes Jütting, Jante Parlevliet and Theodora Xenogiani, January 2008.
- Working Paper No. 267, *Household Structures and Savings: Evidence from Household Surveys*, by Juan R. de Laiglesia and Christian Morrisson, January 2008.
- Working Paper No. 268, *Prudent versus Imprudent Lending to Africa: From Debt Relief to Emerging Lenders*, by Helmut Reisen and Sokhna Ndoye, February 2008.
- Working Paper No. 269, *Lending to the Poorest Countries: A New Counter-Cyclical Debt Instrument*, by Daniel Cohen, Hélène Djoufelkit-Cottenet, Pierre Jacquet and Cécile Valadier, April 2008.
- Working Paper No.270, *The Macro Management of Commodity Booms: Africa and Latin America's Response to Asian Demand*, by Rolando Avendaño, Helmut Reisen and Javier Santiso, August 2008.

Working Paper No. 271, *Report on Informal Employment in Romania*, by Jante Parlevliet and Theodora Xenogiani, July 2008.

Working Paper No. 272, *Wall Street and Elections in Latin American Emerging Democracies*, by Sebastián Nieto-Parra and Javier Santiso, October 2008.

Working Paper No. 273, *Aid Volatility and Macro Risks in LICs*, by Eduardo Borensztein, Julia Cage, Daniel Cohen and Cécile Valadier, November 2008.

Working Paper No. 274, *Who Saw Sovereign Debt Crises Coming?*, by Sebastián Nieto-Parra, November 2008.

Working Paper No. 275, *Development Aid and Portfolio Funds: Trends, Volatility and Fragmentation*, by Emmanuel Frot and Javier Santiso, December 2008.

Working Paper No. 276, *Extracting the Maximum from EITI*, by Dilan Ölcer, February 2009.

Working Paper No. 277, *Taking Stock of the Credit Crunch: Implications for Development Finance and Global Governance*, by Andrew Mold, Sebastian Paulo and Annalisa Prizzon, March 2009.

Working Paper No. 278, *Are All Migrants Really Worse Off in Urban Labour Markets? New Empirical Evidence from China*, by Jason Gagnon, Theodora Xenogiani and Chunbing Xing, June 2009.

Working Paper No. 279, *Herding in Aid Allocation*, by Emmanuel Frot and Javier Santiso, June 2009.

Working Paper No. 280, *Coherence of Development Policies: Ecuador's Economic Ties with Spain and their Development Impact*, by Iliana Olivie, July 2009.

Working Paper No. 281, *Revisiting Political Budget Cycles in Latin America*, by Sebastián Nieto-Parra and Javier Santiso, August 2009.

Working Paper No. 282, *Are Workers' Remittances Relevant for Credit Rating Agencies?*, by Rolando Avendaño, Norbert Gaillard and Sebastián Nieto-Parra